

FORM 1

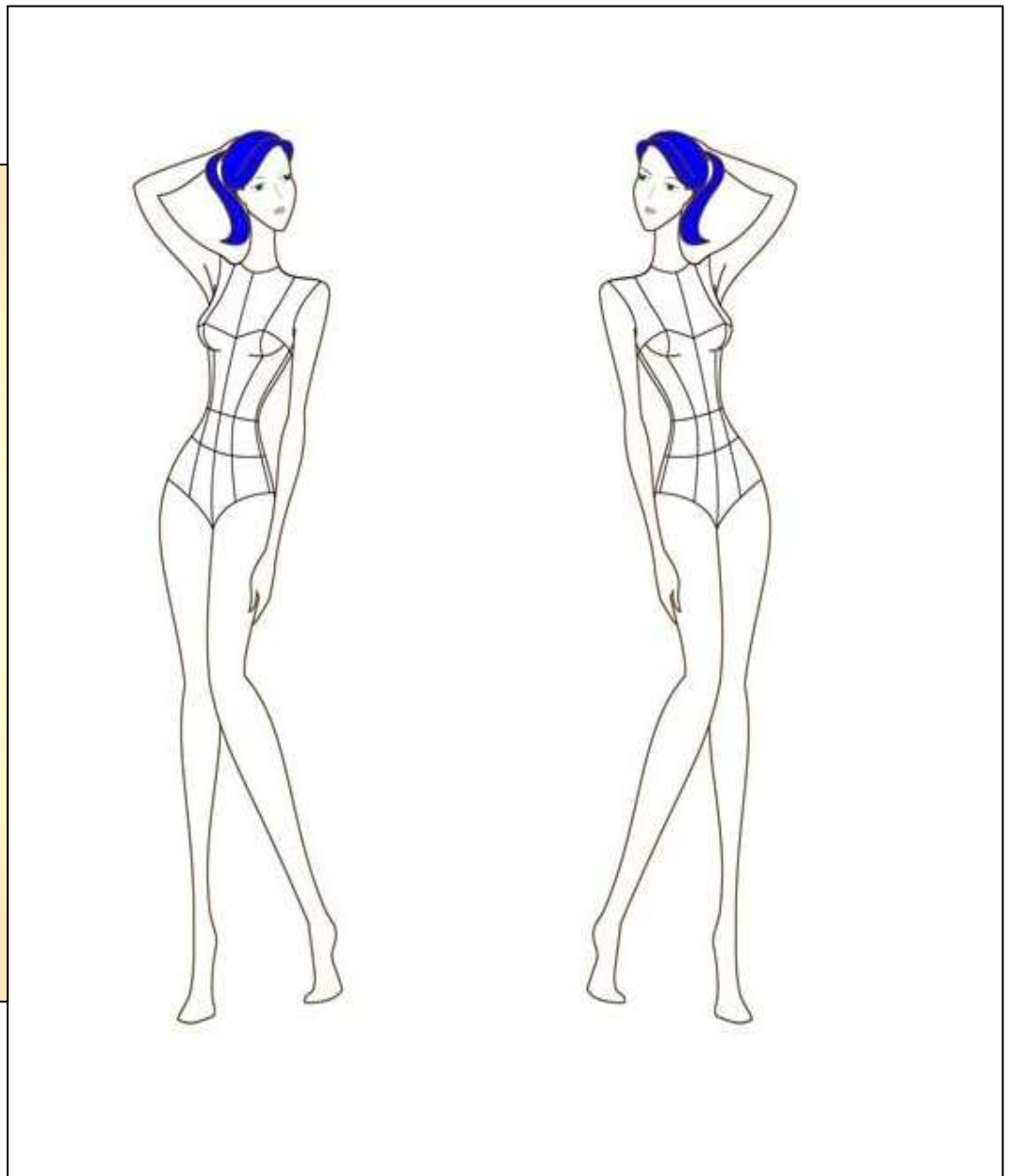
TEXTILES STUDIES

TIME: 1h 30min

Name: _____

Class: _____

- 1a. Using the figure template below, draw **two** outfits suitable for your teenage friend to wear for going out with her friends. (*You can draw two piece outfits or dresses*) (4, 4 marks)
- b. Draw **two** accessories your friend can wear with each outfit. (2, 2 marks)
- c. Colour your designs. (*Marks will be awarded for neatness*) (4 marks)



2a. In the pattern below, draw the Christmas stocking you made at school.

(5 marks)

b. On the stocking draw **three** embroidery stitches.

Name the stitches used.

(3, 3 marks)

c. Make a list of materials needed to make the stocking.

- (i) _____
- (ii) _____
- (iii) _____
- (iv) _____
- (v) _____

(5 marks)

d. Colour the stocking. (*Marks will be awarded for neatness.*)

(6 marks)

e. Name **two** items which can be recycled when making a Christmas Stocking.

Example: Ribbon from old dresses can be used to make loop.

- (i) _____
- (ii) _____

(2 marks)

f. Explain how you can make the stocking in

eight short steps.

The first **one** has been done for you.

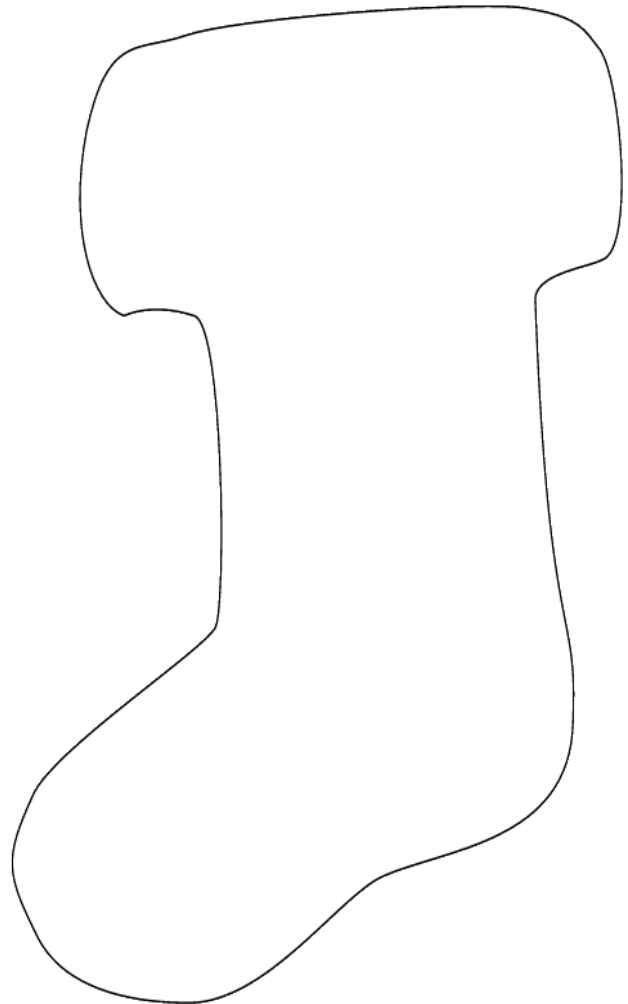
(i) Trace pattern and cut two stocking shapes.

- (ii) _____
- (iii) _____
- (iv) _____
- (v) _____
- (vi) _____
- (vii) _____
- (viii) _____

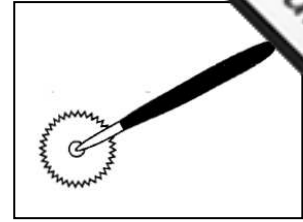
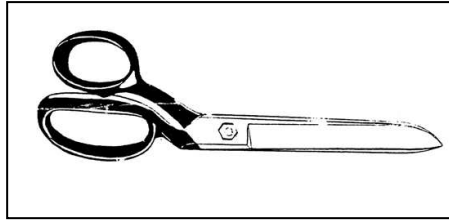
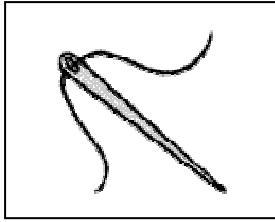
(7 marks)

g. How would you iron the stocking?

 _____ (2 marks)



3a. Name the tools in the pictures. Explain the use of each tool.


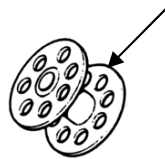
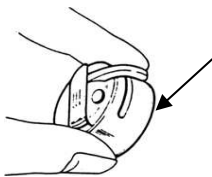


Name: _____

Use: _____

(3, 6 marks)

b. Fill in the name and explain the use of these parts of the sewing machine.



Name: B _ b b _ _ C _ _ _ B _ b b _ _ T _ n s _ _ n D _ _ _ s

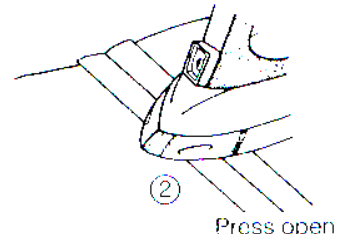
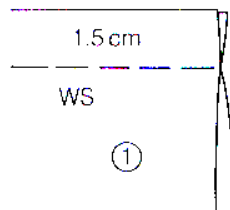
Use: _____

(3, 6 marks)

c. Write the method for making an open seam.

- (i) _____
- (ii) _____
- (iii) _____
- (iv) _____
- (v) _____

Open seam



Press open

(5 marks)

d. Name the method of colouring fabric in the picture.

Tie and _ _ _



(1 mark)

e. Name **two** items which you can colour with this method.

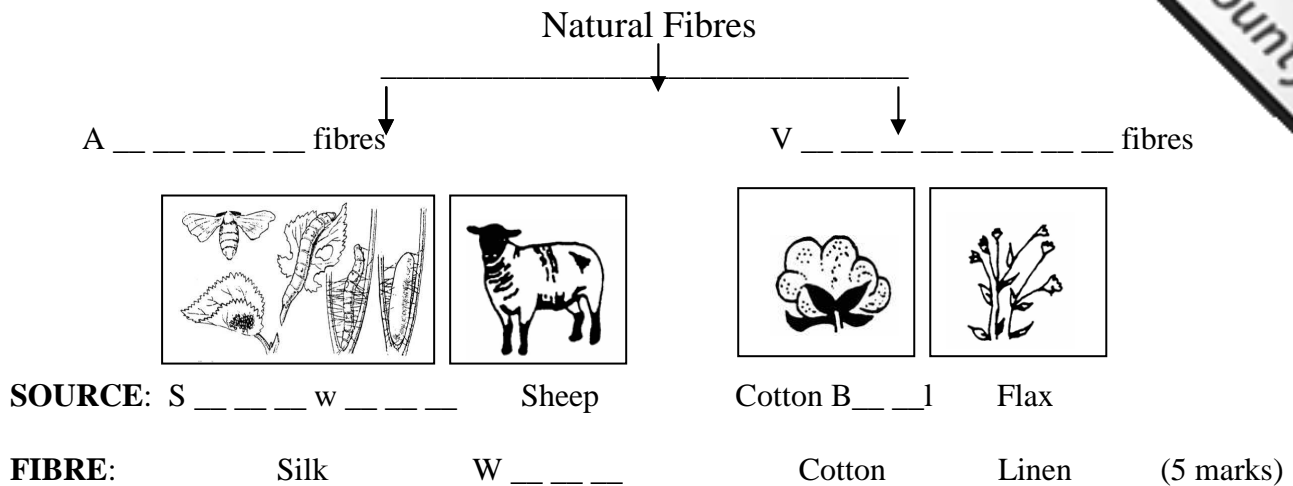
_____ (2 marks)

f. When colouring, s _ _ _ is added to the dye to make it colourfast. (1 mark)

g. Fabrics can be coloured using natural sources. One example is using curry powder to get a lovely yellow colour. Name **one** other natural way of colouring fabrics.

_____ (1 mark)

4a. Complete the chart below.



b. Name **two** items used in the home that can be made from cotton.

(i) _____ (ii) _____ (2 marks)

Cotton and linen are absorbent fibres.

c. Name **one** other property of these fibres.

d. Name a fabric made from cotton.

D _____



(2 marks)

(1 mark)

e. Name an experiment you carried out at school this year.

Explain how to carry out the experiment.

Name: _____ (1 mark)

Diagram

Method

(i) _____

(ii) _____

(iii) _____

(iv) _____

(2, 4 marks)

5. Name and draw **three** temporary stitches.



Name: _____

(2, 2, 2 marks)