

FORM 5

TEXTILES STUDIES

TIME: 1h 45min

Name: _____

Class: _____

1. **Diagram A** shows a creative quilt. Its design (**Diagram B**), can be used as a source of inspiration to create a fabric collage.

On the design, mark the following information.

- a. Name **one** technique you can use to create an interesting fabric collage.

Example: stencilling (i) _____ (1 mark)

- b. Using a variety of stitches, show how you would decorate this collage. (*You need to draw and name **three** different stitches.*) (3, 3 marks)

- c. Name **three** other things you can use to further decorate the fabric collage.

Show and colour these on the design.

(i) _____ (ii) _____ (iii) _____

(3, 3 marks)

- d. Name **one** fabric which can be used to work the design.

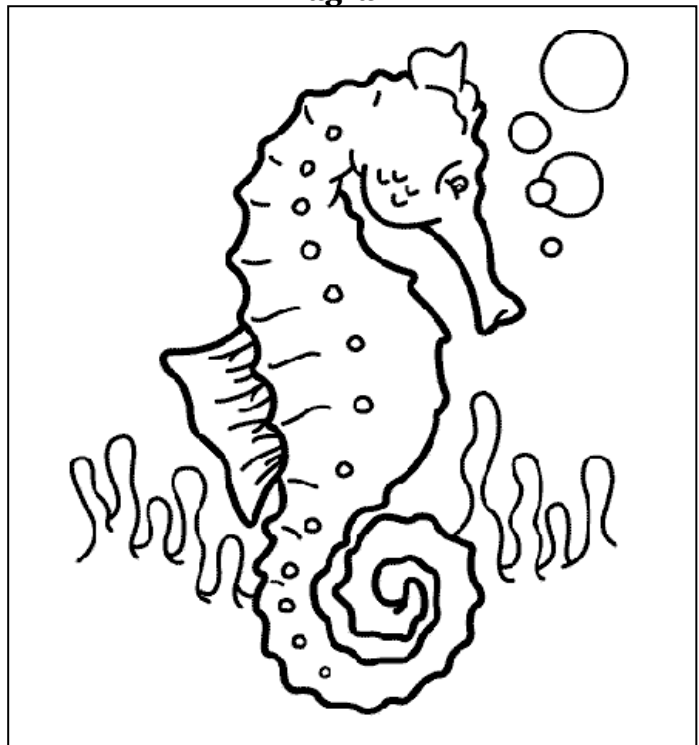
(i) _____ (1 mark)

- e. Colour your design. (5 marks)


Diagram A




Diagram B



2. A young fashion designer wants to design her first collection.
 - a. On the figure templates below, sketch **two** suitable items of clothing for teenagers suitable for a special occasion. (*An example is provided to help you*) (3, 3 marks)
 - b. Name and show clearly the style details of each garment. (*An example is provided to help you*) (2, 2 marks)
 - c. On the figure template draw also accessories and shoes/sandals to match each outfit. (3, 3 marks)
 - d. Colour in your designs. (1½, 1½ marks)



Flared skirt bottom
for movement

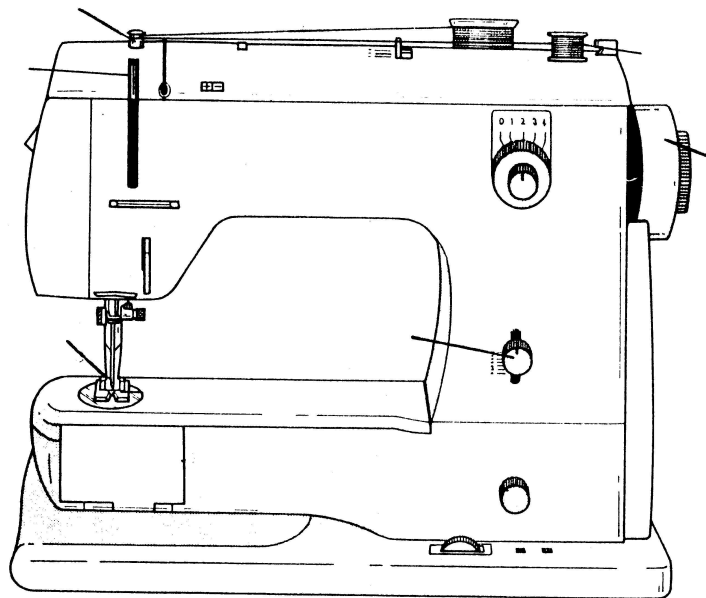


3a. Name **two** safety rules to be observed when using a sewing machine.

- (i) _____
(ii) _____

(2 marks)

b. Name **four** of the marked parts indicated by the arrows. Explain the use of each part.



Name:

Use:

- (i) _____
(ii) _____
(iii) _____
(iv) _____

(4, 4 marks)

c. An attachment (*such as a buttonhole foot*) is sometimes included with a new sewing machine. Name another attachment which you can find in the machine tool box. Why is this useful?

- (i) **Name** _____ (1 mark)

Use _____
_____ (2 marks)

d. Your sewing machine is not working properly. It is still under guarantee.

State **two** rights which you, as the consumer, have in this case.

- (i) _____
(ii) _____ (2, 2 marks)

4. **How many textile items go into our rubbish bin?**

The average person throws away **450kg of waste each year!**

That means that each person throws away the equivalent of **45 T-Shirts a year!**

a. List **three** ways how you can recycle/reuse textile items.

- (i) _____
- (ii) _____
- (iii) _____



x 45

(3 marks)

b. Using clear, labelled diagrams and short notes, explain how you can recycle a T-Shirt.

Colour your drawings carefully, and make sure that your working is neat.

New Item: _____



(1, 4, 3 marks)

5. Read this information about Acrylic and then answer the questions that follow.



Acrylic fabric is used for knits, as **upholstery** covering, and the fibres may be woven to make rugs. People often think of acrylic fabric as an excellent wool substitute. Acrylic can be very soft, while remaining lightweight.

A Company developed a chemical process (*finish*) called Pil-Trol® that stops acrylic fabric from pilling.

This has been helpful, but acrylic fabric still needs gentle care, may have to be dry-cleaned or at the very least washed in cold water on gentle cycle in your washing machine. The more carefully you clean acrylic fabric, the more likely the garment will last longer and keep looking “new”. Acrylic fabric has grown popular in a variety of sports garments. You will often have to buy acrylic socks for kids playing baseball, football or soccer. Socks in acrylic fabric are a great choice because they keep their shape and can be very elastic. They may be a better choice for hikers, because you are far more likely to get blisters (*when shoes hurt*) from cotton blend socks than from those made of

acrylic. Acrylic fabric is preferred for a variety of other reasons. It is warm, can be quite soft, and takes colour well, and is both stain and wrinkle resistant. These can make acrylic fabric a popular choice and for those who love wool but are allergic to it, acrylic can be an excellent alternative. Many people prefer acrylic to natural fibres because it tends to be easier to care for.

a. Name **two** uses of acrylic fabric.

(i) _____ (ii) _____ (2 marks)

b. Acrylic is a good substitute for _____. (1 mark)

c. Pil-Trol® is a fabric finish used on Acrylic to stop it from _____. (1 mark)

d. Acrylic socks are a better choice for hikers than those made from a cotton blend because:

_____ (2 marks)

e. Name **two** properties of acrylic. **Example:** Acrylic is Wrinkle resistant

(i) _____ (ii) _____ (2 marks)

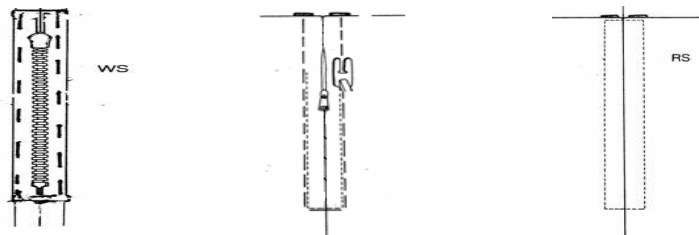
f. How would you wash an Acrylic top to keep it in good condition?

_____ (1 mark)

g. Acrylic is a s _____ fibre. (1 mark)

6. Zippers are a means of fastening a garment.

a. Using the following diagrams, fill in the words to explain how to insert the zipper in a seam.



Press Tacking Machine Zipper Right

(i) Close the zipper opening with tacking.

(ii) On the wrong side, place the _____ face down on the seam and tack in place.

(iii) Turn to the _____ side.

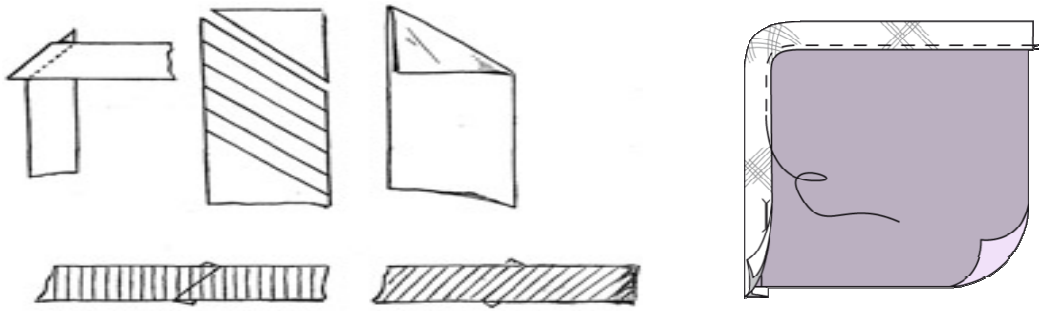
(iv) _____ stitch in place.

(v) Remove _____.

(vi) _____. (5 marks)

b. A zipper can also be used to _____. (1 mark)

- 7a. Fill in the words to explain how to cut and join crossway strips for attaching to an pocket.



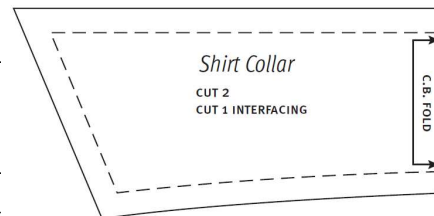
Strips Press Diagonal Stretch Care

- Cut _____ strips to the required length.
- Diagonal _____ need to be stitched together carefully.
- Place the strips at an exact 45° angle.
- _____ the seams open and trim.
- Press a turning on each side in preparation for attaching to an edge, taking _____ not to _____ it. (5 marks)

- 8a. Name **one** pattern markings found on this pattern piece and explain the use of the marking.

Name

Use



- b. Why are pattern markings important? Give **one** reason

_____ (1, 2, 2 marks)

9. Explain how you would wash a cotton T shirt which has a lipstick stain on it. Give instructions for removing the stain and care label symbols for washing, drying and ironing.

- _____
- _____
- _____
- _____
- _____



Washing



Drying



Ironing



(5, 3 marks)