

SECONDARY SCHOOL ANNUAL EXAMINATIONS 2008
DIRECTORATE FOR QUALITY AND STANDARDS IN EDUCATION
Educational Assessment Unit

FORM 1

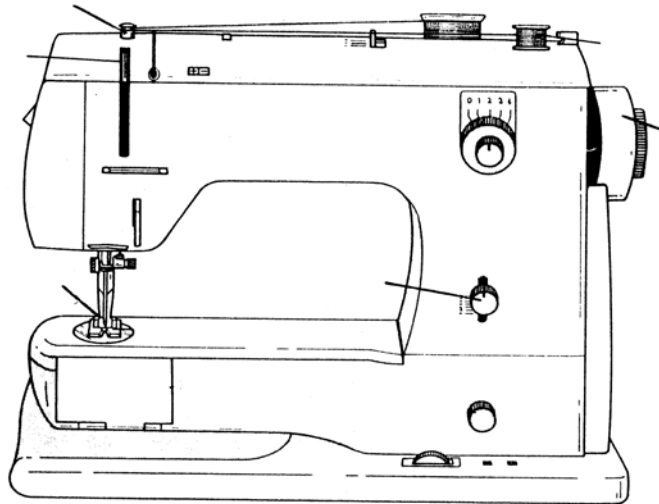
TEXTILES STUDIES

TIME: 1h 30min

Name: _____

Class: _____

- 1a. Name any **four** parts of the sewing machine. (*Mark on the diagram*)
Give the use of each part.



Name

Use

- (i) _____
(ii) _____
(iii) _____
(iv) _____

(4, 4 marks)


- b. Write **four** short sentences about the care of a sewing machine.

- (i) _____
(ii) _____
(iii) _____
(iv) _____

(4 marks)

- c. Draw the ironing symbols for ironing the following items.
An example has been done for you.

(i)

woollen skirt		silk scarf		nylon jacket	
Cotton shirt		linen trousers		plastic apron	

(5 marks)

d.



Name and give the use of each tool.

(i) **Name** _____

Use _____ (1, 2 marks)

(ii) **Name** _____

Use _____ (1, 2 marks)

- e. Name and draw **two** other tools used for ironing.

(i) **Name:** _____ **Draw:**

(ii) **Name:** _____ **Draw:**

(2, 2 marks)

- f. From the list name the tools needed for:

pinking shears, seam ripper, pin cushion, thimble, needles

(i) sewing two pieces of fabric together _____

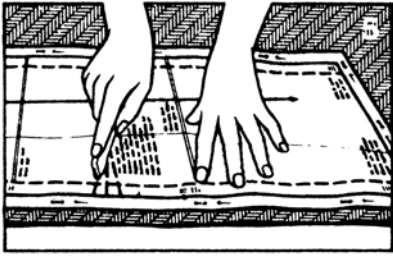
(ii) cutting zig-zag edges _____

(iii) storing pins safely _____

(iv) protecting your finger when sewing _____

(v) removing stitches and opening buttonholes _____ (5 marks)

g.




(i) Name the method of marking in the diagram.

(1 mark)


(ii) Name and draw **one** other tool used for marking.

Name _____ Draw



(1, 1 marks)

2. This design is found on the front of a child's top. The letter is cut from fabric and the design decorated with embroidery stitches.



a. Suggest a fabric suitable for making the letter **L** of the design.
Give a reason for your choice.

Fabric _____

(1 mark)

Reason _____
_____ (2 marks)

b. On the design, name and draw **three** embroidery stitches you can use to make the design.

(3, 3 marks)

c. Suggest colours for:

- (i) the child's top _____
- (ii) the letter **L** _____
- (iii) the balloons _____
- (iv) the puppet balloon _____

(4 marks)

d. Name **two** things you can use to make the design more interesting.

- (i) _____
- (ii) _____

(2 marks)

e. Suggest **two** other items where this design can be used.

Example – the design can be stencilled on a child's cap.

- (i) _____
- (ii) _____

(2 marks)

f. Describe an experiment to find out that the fabrics are resistant to sunlight.

Experiment: Resistance to Sunlight

Diagram

Method

- (i) _____
- (ii) _____
- (iii) _____
- (iv) _____
- (v) _____

(2, 5 marks)

g. (i) Name **one** fibre that is warm to wear.

(1 mark)

(ii) Name **one** fibre that is expensive to buy.

(1 mark)

3a. Using the diagrams to help you, explain how to colour fabric at home, using hot water dye.



- (i) _____
- (ii) _____
- (iii) _____
- (iv) _____

(4 marks)

b. Name **two** items which you can colour (dye) at home.

(i) _____

(ii) _____

(2 marks)

c. Write **three** safety rules to be observed when dyeing (colouring) fabrics at home.

(i) _____

(ii) _____

(iii) _____

(3 marks)

4a. (i) Draw a soft toy or bag you made at school this year.

(1 mark)

(ii) Name a fabric which you can use to make the toy or bag.

Fabric _____

(1 mark)

b. Make a list of things (**not tools or equipment**) needed to make this toy or bag.

(i) _____ (ii) _____

(iii) _____ (iv) _____

(4 marks)

5a. Using the diagrams to help you, explain how to make this seam.

Open or Plain Seam



Method

(i) _____

(ii) _____

(iii) _____

(iv) _____


(v) _____

(5 marks)

- b. Name and draw **one** way of neatening the seam.

Name _____

Draw



(1, 1 mark)

- c. Name and draw **two** temporary (*tacking stitches*).

(i) _____

(ii) _____



(2, 2 marks)

- d. Name and draw **two** permanent stitches.

(i) _____

(ii) _____



(2, 2 marks)

- 6a. Using the templates to help you, draw **two** different dresses which you can wear for a party.
Colour the dress.



(2, 2 marks)

b. You bought a new dress. After one wash the hem started fraying.



Name **one** consumer right you have when buying new clothes.

(i) _____ (1 mark)

c. Draw **two** items which you can make from an old dress, by recycling it. Name each item.

(i) _____

(ii) _____



(2, 2 marks)