

# SECONDARY SCHOOL ANNUAL EXAMINATIONS 2007

Educational Assessment Unit – Education Division

Form 1

TEXTILES STUDIES

Time: 1h 30min

Name: \_\_\_\_\_

Class: \_\_\_\_\_

1.



Tie and Dye is a method of colouring fabric.

a. Match each method of Tie and Dye to the end result.

1	A rectangular piece of fabric with a tie-dye pattern consisting of vertical stripes of dark and light colors.		A diagram showing a single piece of fabric being tied into a single knot or bunched together.
2	A rectangular piece of fabric with a tie-dye pattern consisting of small, dark, circular spots on a light background.		A diagram showing a piece of fabric being tied into multiple small knots or bunched together in several places.
3	A rectangular piece of fabric with a tie-dye pattern consisting of large, dark, swirling shapes on a light background.		A diagram showing a piece of fabric being tied into multiple small knots or bunched together in several places.

(3 marks)

b. List **three** safety rules to be observed when Tie Dyeing.

(i) \_\_\_\_\_

(ii) \_\_\_\_\_

(iii) \_\_\_\_\_

(3 marks)


- c. Fabric can be coloured using natural dyes. Example: *tea leaves can be used to colour*.  
Name **one** other natural dye.

Natural dye \_\_\_\_\_

(1 mark)

- d. Explain, with the help of this diagram, how to carry out an absorbency test.

**Absorbency Test  
Diagram**



**Method**

- (i) \_\_\_\_\_  
(ii) \_\_\_\_\_  
(iii) \_\_\_\_\_  
(iv) \_\_\_\_\_



(4 marks)

- e. Cotton is used for Tie and Dye because it is absorbent.  
Name **two** other properties of cotton

- (i) \_\_\_\_\_ (ii) \_\_\_\_\_



(2 marks)

- f. Complete this care label for ironing cotton and silk.

	Dots	Temperature
cotton		
silk		

(4 marks)

g. Complete



(i) s \_\_\_\_\_

(ii) cotton

(iii) l \_\_\_\_\_

(iv) w \_\_\_\_\_

(3 marks)

2a. Give the use of this pressing equipment.

(i) sleeve board

\_\_\_\_\_

(ii) ironing board

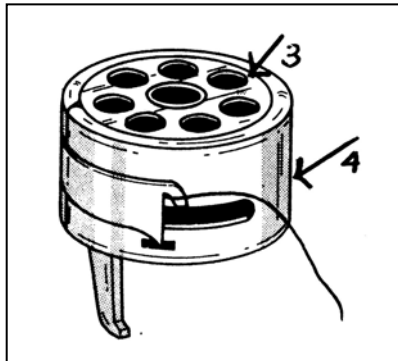

\_\_\_\_\_

(iii) steam iron

\_\_\_\_\_

(3 marks)

b. Name these parts of the sewing machine and state the use of each part.



**Parts**

**Use**

- |          |       |
|----------|-------|
| 1. _____ | _____ |
| 2. _____ | _____ |
| 3. _____ | _____ |
| 4. _____ | _____ |

(4, 4 marks)

c. When buying a sewing machine, the consumer should always keep the receipt. Give **two** reasons for this practice.

- (i) \_\_\_\_\_
- (ii) \_\_\_\_\_


(2, 2 marks)

d. Name and draw **two** temporary stitches and **two** permanent stitches.

		Name	Draw
Temporary Stitches	(i)	_____	
	(ii)	_____	
Permanent Stitches	(i)	_____	
	(ii)	_____	

(2, 2, 2, 2 marks)

3. This is this picture of a collage.



a. What colour would you suggest for the background?

\_\_\_\_\_


(1 mark)

b. What type of fabric would be suitable for the background?

\_\_\_\_\_

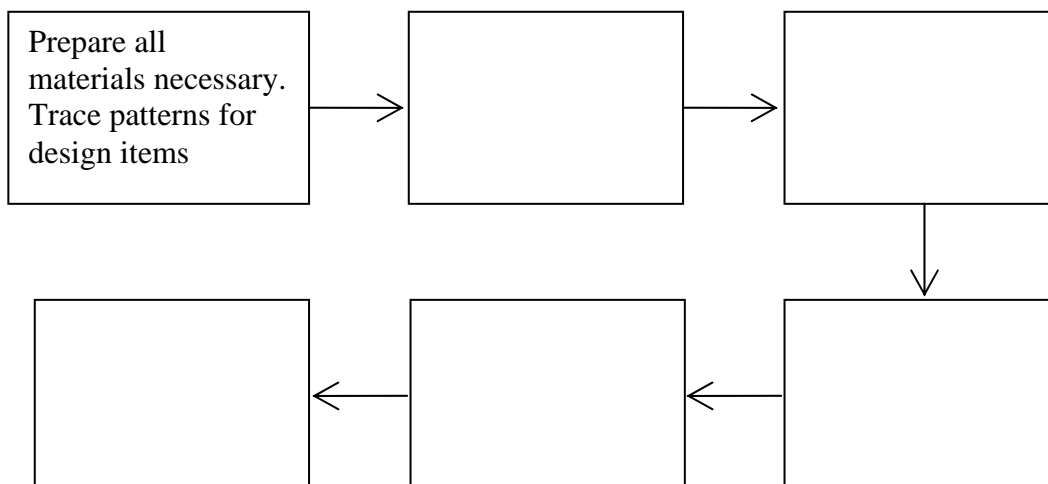
(1 mark)

- c. On the design, draw and name **five** embroidery stitches you can use to make up the collage. (5, 5 marks)
- d. Fish designs (shapes) will be cut from fabric and stitched to the background. Fill in **four** colours you would choose for the fabrics. (*do not cover the stitches while colouring.*) (4 marks)
- e. How will you make the eyes and bubbles?
- Eyes** \_\_\_\_\_ (1 mark)
- Bubbles** \_\_\_\_\_ (1 mark)
- f. Draw in anything else you could add to the collage to decorate it. (*draw on the diagram*) (1 mark)
- g. In the boxes provided, draw **two** ideas for cushions, made using some of the fish designs.



(2, 2 marks)

- h. Make a list of materials (*not tools*) needed to make the collage.
- (i) \_\_\_\_\_ (ii) \_\_\_\_\_
- (iii) \_\_\_\_\_ (iv) \_\_\_\_\_ (4 marks)
- i. Name **one** thing that can be recycled when making this collage, ex: *buttons from a shirt*.
- (i) \_\_\_\_\_ (1 mark)
- j. Fill in this flow chart showing how to make up this collage.



(5 marks)

4. Fabrics for soft toys need to be chosen with care.

a. Name **two** types of fabrics suitable for soft toys.

(i) \_\_\_\_\_ (ii) \_\_\_\_\_

(2 marks)

b. Fill in:

**light**

**polyester**

**wash**

**quickly**

**soft**

\_\_\_\_\_ filling is one type of stuffing used for making \_\_\_\_\_ toys. It is \_\_\_\_\_ in weight and easy to \_\_\_\_\_. It dries \_\_\_\_\_.

(5 marks)

c. Write **three** safety rules that are important when choosing and buying soft toys.

(i) \_\_\_\_\_

(ii) \_\_\_\_\_

(iii) \_\_\_\_\_

(3 marks)

5a. Draw **two** garments suitable to take with you for a holiday. Use the template to help you.

(1, 1 marks)


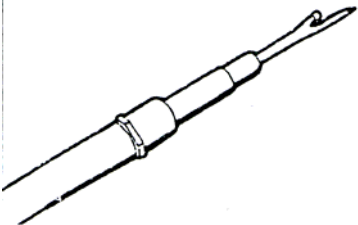




b. Name **one** fashion designer.

\_\_\_\_\_

(1 mark)

6a. Name these tools found in the Needlework box. Give the use of each tool.

	Name	Use
	_____	_____
	_____	_____
	_____	_____
	_____	_____

(4, 4 marks)

b. These tools are all c \_\_\_\_\_ tools.

(1 mark)

c. Name and draw **one** tool used for measuring.

_____	
-------	--

Name

Draw

(1, 1 mark)