

# SECONDARY SCHOOL ANNUAL EXAMINATIONS 2006

Educational Assessment Unit - Education Division

**FORM 1**


**TEXTILES STUDIES**

**TIME: 1h 30 min**

**Name:** \_\_\_\_\_

**Class:** \_\_\_\_\_

1. This is a design for a wall hanging.



- a. Where would you use this wall hanging?

\_\_\_\_\_ (1 mark)

- b. The wall hanging has pockets for storing things in it.

What can be stored in these pockets?

Give **two** examples.

(i) \_\_\_\_\_ (ii) \_\_\_\_\_ (2 marks)

- c. Suggest and mark on the diagram:

(i) **one** fabric for the background of the wall hanging \_\_\_\_\_ (1 mark)

(ii) **two** fabrics for the design (*eyes, nose, etc.*) \_\_\_\_\_ (2 marks)

(iii) **one** fabric for pockets \_\_\_\_\_ (1 mark)

(iv) **four** embroidery stitches \_\_\_\_\_ (4 marks)

(v) **one** other decoration \_\_\_\_\_ (1 mark)

- d. Make a list of **five** N. W. box tools you can use to make this wall hanging. Give the use of each tool.

Tools	Use
(i) _____	_____
(ii) _____	_____
(iii) _____	_____
(iv) _____	_____
(v) _____	_____



(5, 5 marks)

- e. Name **four** pressing tools.

- (i) \_\_\_\_\_  
(ii) \_\_\_\_\_  
(iii) \_\_\_\_\_  
(iv) \_\_\_\_\_


(4 marks)

- f. Complete this chart

Symbol	Temperature	Fabric
(i) 	_____	_____
(ii) 	_____	_____

(2, 2 marks)

- (iii) What does this symbol mean? Why is it used?



**Meaning** \_\_\_\_\_

**Reason** \_\_\_\_\_

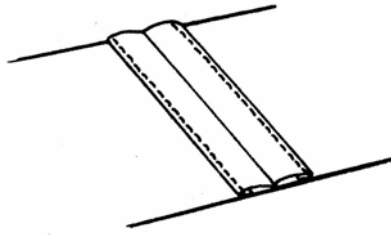
\_\_\_\_\_  
(1, 2 marks)

- g. Write **five** sentences about the care of ironing equipment.

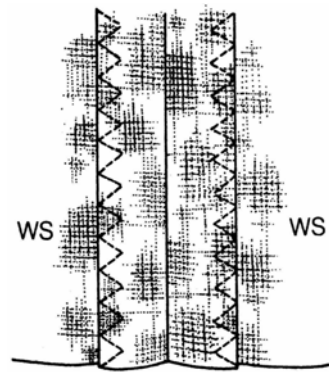
- (i) \_\_\_\_\_  
(ii) \_\_\_\_\_  
(iii) \_\_\_\_\_  
(iv) \_\_\_\_\_  
(v) \_\_\_\_\_

(5 marks)

2a. Name each method of neatening seams. Suggest a fabric where each method can be used.



(i) Name \_\_\_\_\_  
Fabric \_\_\_\_\_



(ii) Name \_\_\_\_\_  
Fabric \_\_\_\_\_

(2, 2 marks)


b. Match these sentences about safety.

- (i) Always carry sharp tools
- (ii) Wear an overall
- (iii) Wear gloves
- (iv) Tie back
- (v) Never run around

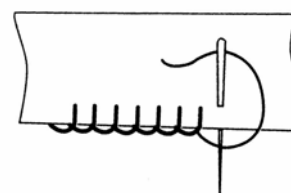
to protect your clothes.  
long hair.  
in the workshop.  
with the sharp edge pointing downwards.  
to protect your hands.

(5 marks)

3a. Name the following stitches.



Name \_\_\_\_\_



Name \_\_\_\_\_

(2 marks)

b. These stitches are p \_\_\_\_\_ stitches.


(1 mark)

c. Name and draw **three** other types of stitches.



Name: \_\_\_\_\_

Name: \_\_\_\_\_



Name: \_\_\_\_\_

(3, 3 marks)

4a. Yellow is a primary colour.

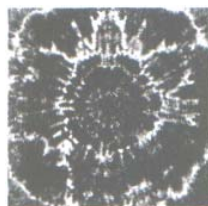
(i) Name the other **two** primary colours.

\_\_\_\_\_ (2 marks)

(ii) Orange is made by mixing yellow and \_\_\_\_\_. (1 mark)

(iii) Orange is a s \_\_\_\_\_ colour. (1 mark)

b. This fabric was tie-dyed.  
Explain how to tie-dye fabric



(i) \_\_\_\_\_

(ii) \_\_\_\_\_

(iii) \_\_\_\_\_

(iv) \_\_\_\_\_

(v) \_\_\_\_\_ (5 marks)

c. Describe how to test fabric for colourfastness.

**Colourfast Experiment**

(i) \_\_\_\_\_

(ii) \_\_\_\_\_

(iii) \_\_\_\_\_

(iv) \_\_\_\_\_ (4 marks)

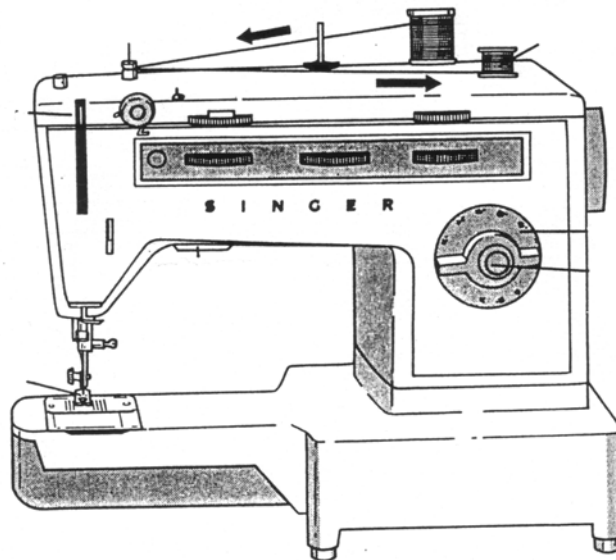
d. Name **two** natural dyes. An example has been done for you.

(i) tea leaves

(ii) \_\_\_\_\_

(iii) \_\_\_\_\_ (2 marks)

e. Name **four** parts of the sewing machine marked with an arrow. Give the use of each part.



**Name**

**Use**

(i) \_\_\_\_\_

\_\_\_\_\_

(ii) \_\_\_\_\_

\_\_\_\_\_

(iii) \_\_\_\_\_

\_\_\_\_\_

(iv) \_\_\_\_\_

\_\_\_\_\_

(4, 4 marks)

Use the diagram to explain how to wind the bobbin.

- (i) Place a spool of thread on the \_\_\_\_\_.
- (ii) Pass thread through \_\_\_\_\_.
- (iii) Wind some thread round bobbin and place on \_\_\_\_\_ . (3 marks)

c. What factors should a consumer keep in mind when buying a new sewing machine?

- (i) \_\_\_\_\_
  - (ii) \_\_\_\_\_
  - (iii) \_\_\_\_\_
- (3 marks)

6. Using the following information, answer these questions.

<i>Fibre</i>	<i>Approach</i>	<i>In Flame</i>	<i>Out of Flame</i>	<i>Smell</i>	<i>Residue</i>
Wool	Slow to burn	Smoulders	Goes out	Burnt meat	Soft ash
Silk	Slow to burn	Burns slowly	Goes out	Burnt hair	Bulbous ash
Cotton	Catches fire	Burns quickly	Continues	Burning paper	Afterglow and grey ash
Linen	Catches fire	Flares quickly	Continues	Burning paper	Afterglow and a lot of ash

a. Which **two** fibres burn quickly?

\_\_\_\_\_ (2 marks)

b. Why is wool suitable for a oven glove?

\_\_\_\_\_ (1 mark)

c. Cotton and linen are \_\_\_\_\_ fibres, so they burn alike and smell of burning paper. (1 mark)

d. Wool is warm to wear.

Name **two** other properties of wool.

(i) \_\_\_\_\_ (ii) \_\_\_\_\_

(2 marks)

e. Name **two** types of clothing you can make from wool.

(i) \_\_\_\_\_ (ii) \_\_\_\_\_

(2 marks)

f. Name **two** things (*not clothes or oven gloves*) made from wool.

(i) \_\_\_\_\_ (ii) \_\_\_\_\_

(2 marks)

g. Wool should be stored clean as it can be attacked by \_\_\_\_\_.

(1 mark)

h. Describe how to wash and dry a woollen scarf.

---

---

---

---

(4 marks)