

FOR OFFICIAL USE

--	--	--	--	--	--

Total Marks

--

X116/201

NATIONAL
QUALIFICATIONS
2007

WEDNESDAY, 30 MAY
9.00 AM – 10.30 AM

HOME ECONOMICS
FASHION AND TEXTILE
TECHNOLOGY
INTERMEDIATE 2

Fill in these boxes and read what is printed below.

Full name of centre

--

Town

--

Forename(s)

--

Surname

--

Date of birth

Day Month Year

--	--	--	--	--	--	--	--

Scottish candidate number

--	--	--	--	--	--	--	--	--	--

Number of seat


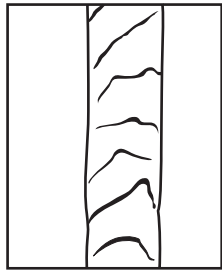
--

- 1 Try to answer every question in this paper.
- 2 Read the whole of each question carefully before you answer it.
Remember that some questions have an element of choice in them.
- 3 Write your answers in the spaces provided.
- 4 Additional lines at the end of the booklet can be used if more space is required for answers or if you need to do any rough work.
- 5 Before leaving the examination room you must give this book to the invigilator. If you do not, you may lose all the marks for this paper.



1. (a) Identify the **two** fibres shown below.

Marks





Fibre A _____

Fibre B _____

1

(b) Identify **each** method of fabric construction shown below.



Method A _____

Method B _____

1

(c) Explain the following terms.

Performance fabrics _____

1

Smart fabrics _____

1

Marks

1. (continued)

(d) (i) Explain the term “physical finish”.

1

(ii) Give **two** examples of this type of finish.

1 _____

2 _____

1

(e) Explain how **each** of the following finishes would affect either the appearance or performance.

Anti-pilling _____

1

Anti-static _____

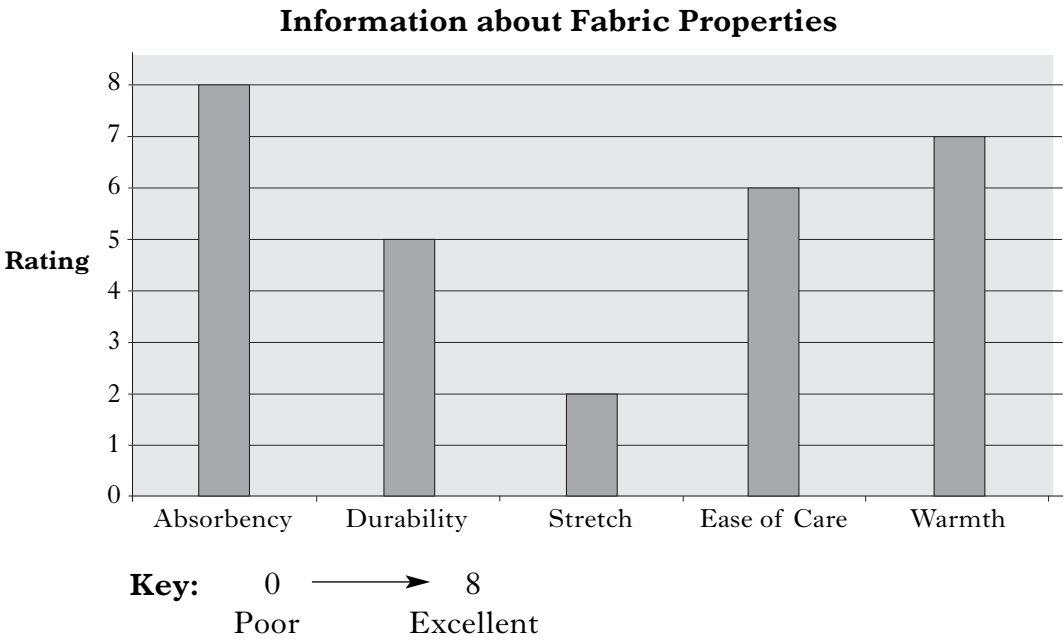
1

[Turn over

Marks

1. (continued)

(f) Evaluate the properties of the fabric shown in the table below for a jacket for a secondary school pupil.



Evaluation

Point 1 _____

Point 2 _____

Point 3 _____

Point 4 _____

Marks

2. (a) Study the information about trousers shown below.

Choose the **most suitable** pair of trousers for a student going on a summer backpacking holiday in Europe.

Information about Trousers		
Trousers A	Trousers B	Trousers C
<ul style="list-style-type: none">• Brushed lining• Elasticated drawstring waist• Two side pockets• Elasticated ankles• Zip opening at ankles	<ul style="list-style-type: none">• Smooth minimum iron fabric• Chino style• Sun protection factor 30• Large button-down flap pocket• Belt loops	<ul style="list-style-type: none">• Wrinkle resistant fabric• Insect repellent fabric• Sun protection factor 40• Security zipped pockets• Legs zip off to convert to shorts

Tick (✓) **one** of the boxes below to indicate your choice.

Trousers A ☐ Trousers B ☐ Trousers C ☐ 1

Give **three** reasons for your choice.

Reason 1 _____

_____ 1

Reason 2 _____

_____ 1

Reason 3 _____

_____ 1

[Turn over

Marks

2. (continued)

(b) Identify and explain **four** factors which influence a consumer's choice of clothing.

Factor 1 _____

Explanation _____

Factor 2 _____

Explanation _____

Factor 3 _____

Explanation _____

Factor 4 _____

Explanation _____

6


Marks

2. (continued)

(c) Explain the meaning of **each** of the following labels.



Label 1



Label 2

Label 1 _____

1

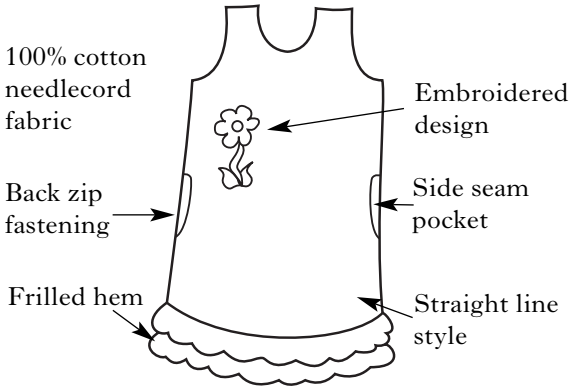
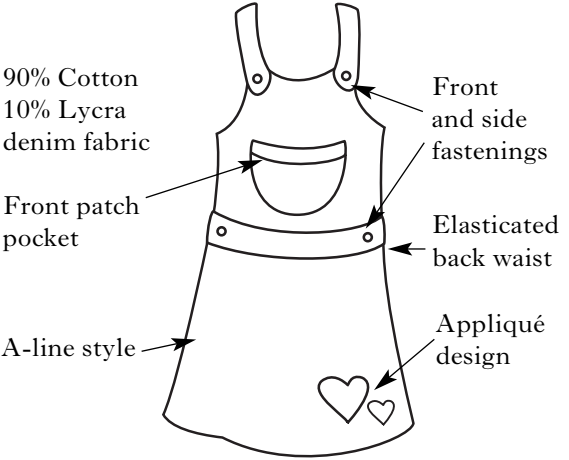
Label 2 _____

1

[Turn over

Marks

3. (a) A manufacturer plans to make pinafores for pre-school children. Choose **one** of the designs shown below and evaluate its suitability for a child's pinafore.

Information about Pinafores	
Pinafore A	Pinafore B
 <p>100% cotton needlecord fabric</p> <p>Embroidered design</p> <p>Back zip fastening</p> <p>Side seam pocket</p> <p>Frilled hem</p> <p>Straight line style</p>	 <p>90% Cotton 10% Lycra denim fabric</p> <p>Front and side fastenings</p> <p>Front patch pocket</p> <p>Elasticated back waist</p> <p>A-line style</p> <p>Appliqué design</p>

Tick (✓) **one** of the boxes below to indicate your choice.

Pinafore A ☐

Pinafore B ☐

Evaluation

Point 1 _____

Point 2 _____

Point 3 _____

Point 4 _____

3. (continued)

Marks

(b) The manufacturer wishes to extend the range of children's clothing.

Using the information in the table below, choose the **most suitable** fabric for a top to be worn under the pinafore.

Information about Fabrics					
<i>Fabric</i>	<i>Comfort</i>	<i>Can be tumble dried</i>	<i>Stain resistance</i>	<i>Colour range</i>	<i>Cost</i>
A	✓✓✓	No	✓✓✓✓	• black • white	££££
B	✓	Yes	✓✓	• 4 pastel colours	££
C	✓✓✓	No	✓✓✓	• cream • beige • brown	££
D	✓✓✓✓	Yes	✓✓✓	• 3 pastel colours • 3 bright colours	££
E	✓✓	Yes	✓✓	• 5 bright colours	£££

Key: ✓ —————> ✓✓✓✓

Poor —————> Very good

£ —————> ££££

Inexpensive —————> Expensive

Tick (✓) **one** of the boxes below to indicate your choice.

Fabric A ☐ Fabric B ☐ Fabric C ☐ Fabric D ☐ Fabric E ☐

1

Give **three** reasons for your choice.

Reason 1 _____

1

Reason 2 _____

1

Reason 3 _____

1

Marks

3. (continued)

- (c) Explain **two** safety factors a manufacturer needs to consider in the design of children's clothing.

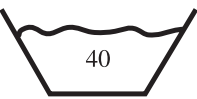



Safety factor 1 _____

1

Safety factor 2 _____

1

- (d) Explain the meaning of **two** of the symbols shown below.

			
Symbol A	Symbol B	Symbol C	Symbol D

Place the numbers **1** and **2** in the boxes to indicate your choice.

Symbol A ☐ Symbol B ☐ Symbol C ☐ Symbol D ☐

Symbol 1 _____

1

Symbol 2 _____

1

[Turn over for Question 4 on *Page twelve*

Marks

4. (a) A company is choosing new jackets for its chefs.

The jackets must

- fit all staff
- have matching accessories
- maintain a smart appearance.

Study the information about chefs' jackets shown below and choose the **most suitable** jacket.

Information about Chefs' Jackets		
Jacket A	Jacket B	Jacket C
<ul style="list-style-type: none"> • 90% polyester 10% cotton • sizes S, M, L • anti-bacterial finish • flame resistance rating - ** • double-breasted button fastening • contrasting trim along neck and down front • cost – £18.95 	<ul style="list-style-type: none"> • 100% cotton • sizes S, M, L • abrasion resistant finish • flame resistance rating - *** • concealed velcro fastening • matching neckerchief available • cost – £18.75 	<ul style="list-style-type: none"> • 63% cotton 37% polyester • sizes XS, S, M, L, XL, XXL • teflon coated finish • flame resistance rating - *** • concealed press stud fastening • matching neckerchief, hat and trousers available • cost – £17.95

Key: * —————> ***
 Poor —————> Good

Tick (✓) **one** of the boxes below to indicate your choice.

Jacket A ☐ Jacket B ☐ Jacket C ☐

1

Give **three** reasons for your choice.

Reason 1 _____

1

Marks

4. (a) (continued)

Reason 2 _____

1

Reason 3 _____

1

- (b) Identify and explain **two** design principles which would be important when choosing trousers to wear with the chef's jacket.

Design principle 1 _____

Design principle 2 _____

3

- (c) State **two** reasons why a textile manufacturer would carry out market research.

Reason 1 _____

Reason 2 _____

2

[Turn over

Marks

4. (continued)

(d) Answer **either** part (i) **or** part (ii).

Part (i)

Explain **each** of the following terms.

Quantitative market research _____

1

Qualitative market research _____

1

Part (ii)

Explain **each** of the following terms.

Direct market research _____

1

Indirect market research _____

1

(e) Explain why a manufacturer would use disassembly in product development.

1

[Turn over for Question 5 on *Page sixteen*

Marks

5. (a) A small textile company is expanding its range to include personalised items and needs to purchase a new sewing machine.

Study the information about sewing machines shown below and choose the **most suitable** sewing machine.

Information about Sewing Machines		
A	B	C
<ul style="list-style-type: none"> • 45 stitches • easy to use three speed adjustment • attachments available for craft embroidery • LCD screen for viewing design • 3 sizes of embroidery hoops available at small extra cost • bobbin can be wound without unthreading machine • cost – £999 	<ul style="list-style-type: none"> • 85 stitches and 6 monogram styles • software to create or download designs from internet included • standard and large embroidery hoops included • large LCD screen for viewing design • on-screen instructions for use • embroidery mode key¹ • cost – £1399 	<ul style="list-style-type: none"> • 80 stitches • monogram memory card available at small extra cost • easy to use three speed adjustment • drop feed lever for easy embroidery and monogramming • fast needle threading system² • 1 step buttonholing feature • cost – £1299
1 No separate embroidery attachments required 2 Machine automatically feeds thread through the needle		

Tick (✓) **one** of the boxes below to indicate your choice.

Machine A ☐

Machine B ☐

Machine C ☐

1

Marks

5. (a) (continued)

Give **three** reasons for your choice.

Reason 1 _____

_____ **1**

Reason 2 _____

_____ **1**

Reason 3 _____

_____ **1**

(b) Name the production system which would be most suitable for the manufacturer to use to make personalised items.

Give **three** reasons for your choice of production system.

Production System _____

1

Reason 1 _____

_____ **1**

Reason 2 _____

_____ **1**

Reason 3 _____

_____ **1**

[Turn over for Question 5(c) and (d) on Page eighteen]

5. (continued)

Marks

(c) State **two** responsibilities of **either**:

(i) Trading Standards Department ☐

or

(ii) Citizens Advice Bureau ☐

Tick (✓) **one** of the boxes to indicate your choice.

Responsibility 1 _____

_____ **1**

Responsibility 2 _____

_____ **1**

(d) State **two** points of the Consumer Protection Act 1987.

Point 1 _____

_____ **1**

Point 2 _____

_____ **1**

[END OF QUESTION PAPER]

[illegible]

[illegible]