

Year 4	ENGLISH (Listening Comprehension) Teacher's Copy	Time: 20minutes
--------	---	-----------------

Guidelines for the conduct of the Listening Comprehension Examination
ALL INSTRUCTIONS ARE TO BE GIVEN IN ENGLISH

- a) 3 minutes – First reading aloud of passage by teacher
- b) 3 minutes – Teacher reads out the questions
- c) 3 minutes – Second reading aloud of passage by teacher
- d) 5 minutes – Pupils answer questions
- e) 3 minutes – Third reading aloud of passage by teacher
- f) 3 minutes – Final revision of answers by pupils

Resources

Teacher: Reading Text and Questions
Each pupil: Pen and Examination Paper

Introduction

The teacher in charge distributes the examination papers to the pupils and asks them to write their name, surname and class on the front cover.

THE TEACHER TELLS THE PUPILS TO FOLLOW THE INSTRUCTIONS ON THE FRONT PAGE OF THE EXAMINATION PAPER (PUPIL'S COPY) AS S/HE READS.

INSTRUCTIONS

1	<ul style="list-style-type: none">• Listen carefully as I read the story called <i>The Bowl</i>.• Do not answer the questions or write anything while I am reading.
2	<ul style="list-style-type: none">• Open the exam paper and look at the questions.• I will read the questions to you once.
3	<ul style="list-style-type: none">• Close the exam paper and listen carefully.• I will read the story a second time.• Do not write anything while I am reading.
4	<ul style="list-style-type: none">• You have five minutes to answer questions 1 to 12.• In questions 1 to 10 tick only the correct answer.• In number 11 (a to f) tick to show whether each sentence is True or False.• In number 12 (a and b) fill in the missing word to complete each sentence.
5	<ul style="list-style-type: none">• I will read the passage to you a third time.• You may complete any unanswered questions as I read.
6	<ul style="list-style-type: none">• You have now three minutes to check your answers, and complete any unanswered questions.

Questions 1 to 10 (1 mark each) = 10 marks

Questions 11 (a to f) (½ mark each) = 3 marks

Questions 12 (a and b) (1 mark each) = 2 marks

TOTAL 15 MARKS

The Bowl

1. Tavis and his brother, Monroe, went to the art museum. Tavis liked the pottery. He gazed at the vases and bowls. He had an idea. When he got home that afternoon, he was going to make some pottery.
2. At home, Tavis found his clay under his bed. He opened the tin but the clay was dried out. He threw it in the bin, and then sat on the floor, feeling very sad.
3. Monroe happened to walk past and saw Tavis looking very unhappy. He looked into the bin and saw the dried out clay.
'I know another way to make clay,' he told Tavis.
4. Tavis smiled and cried out with joy, 'Tell me!'
5. 'Come with me,' Monroe said.
Tavis followed his older brother out into the garden. He watched as Monroe filled a bucket with water and poured it out on the ground.
6. 'Our soil has a lot of clay in it. Just mix the water with the soil and you'll have clay,' he said, as he walked away.
7. Tavis started mixing the soil with the water. Soon he had a pile of clay-like mud. He started shaping it into a bowl, squeezing it gently together. When it was finished his brother came outside again.
8. 'That looks great, Tavis,' Monroe congratulated. 'I think you need to let it dry in the warm summer sun.'
9. 'Okay,' Tavis agreed.
10. When the sun was about to set, Tavis ran to check on his pottery. It was hard as a rock. He picked it up carefully, carried it inside and put it on the workbench. He got his paints and paintbrush, and a glass full of water. He put on an old shirt, over his clothes, so paint would not get on them. Then, he thought about what he wanted to paint. At the museum, some of the pottery had crosses, flowers, birds and squiggly lines that looked like water. There were a lot of choices. Tavis began to paint.
11. Tavis was just finishing up when Monroe walked into the room.
'Wow, Tavis, that looks just like the pottery at the museum. I love those birds that you painted. Well done!'
12. Tavis thanked Monroe for helping him. He looked at the bowl. It did look good. He felt happy and proud.

(Adapted from *Tavis's Pottery* by Margo Fallis)

Tick (✓) the correct phrase or sentence to answer the questions.

1. Where did Tavis see the pottery?

- a) at the art museum
- b) at the history museum
- c) at the science museum
- d) at the war museum

a)	
b)	
c)	
d)	

2. Who went to the museum with Tavis?

- a) his friend
- b) his uncle
- c) his younger brother
- d) his older brother

a)	
b)	
c)	
d)	

3. What was Tavis's idea?

- a) to buy clay
- b) to make clay
- c) to make some pottery
- d) to draw some pictures

a)	
b)	
c)	
d)	

4. Why did Tavis throw away his clay?

- a) because it was too soft
- b) because it was too dry
- c) because it was very wet
- d) because it was very cold

a)	
b)	
c)	
d)	

5. What did Monroe do with the water?

- a) He poured it on the ground.
- b) He used it to water the plants.
- c) He used it to wash the garden tools.
- d) He left it in the bucket.

a)	
b)	
c)	
d)	

6. What did Tavis do with the mud?

- a) He shaped it into a bowl.
- b) He shaped it into a vase.
- c) He left it in a pile.
- d) He left it to dry.

a)	
b)	
c)	
d)	

7. Where did Monroe tell Tavis to dry the pottery?

- a) in the warm oven
- b) in the warm wind
- c) in the warm sun
- d) in the warm stove

a)	
b)	
c)	
d)	

8. When did Tavis check his pottery?

- a) in the morning
- b) before sunset
- c) after sunset
- d) after sunrise

a)	
b)	
c)	
d)	

9. What was hard as a rock when Tavis touched it?

- a) Tavis's bowl
- b) Tavis's paints
- c) Tavis's paintbrushes
- d) Tavis's clothes

a)	
b)	
c)	
d)	

10. What did Tavis do before he began to paint?

- a) He washed the workbench.
- b) He visited the museum again.
- c) He chose what he wanted to paint.
- d) He looked at some photographs.

a)	
b)	
c)	
d)	

(10 × 1 mark = 10 marks)

11. Put a tick (✓) to show whether each sentence is TRUE or FALSE.

- a) Tavis kept his clay in a tin under his bed.
- b) The soil in the garden had a lot of clay in it.
- c) Monroe told Tavis to mix the paint with the soil.
- d) Tavis got paint on his clothes while he was painting.
- e) Tavis painted crosses and lines on his bowl.
- f) Monroe wanted Tavis to be happy.

TRUE	FALSE

(6 × ½ mark = 3 marks)

12. Fill in the blanks with a suitable WORD.

a) Tavis's pottery was the _____ as the pottery at the museum.

b) Monroe was kind and helpful. He _____ for Travis.

(2 × 1 mark = 2 marks)

DIRECTORATE FOR QUALITY AND STANDARDS IN EDUCATION
Department for Curriculum Management and eLearning
Educational Assessment Unit

Annual Examinations for Primary Schools 2010

Year 4 **ENGLISH** Time: 20 minutes
(Listening Comprehension)

Name: _____ Class: _____

TOTAL: ____ MARKS

INSTRUCTIONS

1.	<ul style="list-style-type: none">• Listen carefully as the teacher reads the story called <i>The Bowl</i>.• Do not answer the questions or write anything while the teacher is reading.
2.	<ul style="list-style-type: none">• Open the exam paper and look at the questions.• The teacher will read the questions to you once.
3.	<ul style="list-style-type: none">• Close the exam paper and listen carefully.• The teacher will read the story a second time.• Do not write anything while the teacher is reading.
4.	<ul style="list-style-type: none">• You have five minutes to answer questions 1 to 12.• In questions 1 to 10 tick (✓) only the correct answer.• In number 11 (a to f) tick (✓) to show whether each sentence is True or False.• In number 12 (a and b) fill in the missing word in each sentence.
5.	<ul style="list-style-type: none">• The teacher will read the passage to you a third time.• You may complete any unanswered questions as the teacher reads.
6.	<ul style="list-style-type: none">• Finally you have three minutes to check your answers, and complete any unanswered questions.

Questions 1 to 10 (1 mark each) = 10 marks

Questions 11 (a to f) (½ mark each) = 3 marks

Questions 12 (a and b) (1 mark each) = 2 marks

TOTAL 15 MARKS

Tick (✓) the correct phrase or sentence to answer the questions.

1. Where did Tavis see the pottery?

- a) at the art museum
- b) at the history museum
- c) at the science museum
- d) at the war museum

a)	
b)	
c)	
d)	

2. Who went to the museum with Tavis?

- a) his friend
- b) his uncle
- c) his younger brother
- d) his older brother

a)	
b)	
c)	
d)	

3. What was Tavis's idea?

- a) to buy clay
- b) to make clay
- c) to make some pottery
- d) to draw some pictures

a)	
b)	
c)	
d)	

4. Why did Tavis throw away his clay?

- a) because it was too soft
- b) because it was too dry
- c) because it was very wet
- d) because it was very cold

a)	
b)	
c)	
d)	

5. What did Monroe do with the water?

- a) He poured it on the ground.
- b) He used it to water the plants.
- c) He used it to wash the garden tools.
- d) He left it in the bucket.

a)	
b)	
c)	
d)	

6. What did Tavis do with the mud?

- a) He shaped it into a bowl.
- b) He shaped it into a vase.
- c) He left it in a pile.
- d) He left it to dry.

a)	
b)	
c)	
d)	

7. Where did Monroe tell Tavis to dry the pottery?

- a) in the warm oven
- b) in the warm wind
- c) in the warm sun
- d) in the warm stove

a)	
b)	
c)	
d)	

8. When did Tavis check his pottery?

- a) in the morning
- b) before sunset
- c) after sunset
- d) after sunrise

a)	
b)	
c)	
d)	

9. What was hard as a rock when Tavis touched it?

- a) Tavis's bowl
- b) Tavis's paints
- c) Tavis's paintbrushes
- d) Tavis's clothes

a)	
b)	
c)	
d)	

10. What did Tavis do before he began to paint?

- a) He washed the workbench.
- b) He visited the museum again.
- c) He chose what he wanted to paint.
- d) He looked at some photographs.

a)	
b)	
c)	
d)	

(10 × 1 mark = 10 marks)

11. Put a tick (✓) to show whether each sentence is **TRUE** or **FALSE**.

- a) Tavis kept his clay in a tin under his bed.
- b) The soil in the garden had a lot of clay in it.
- c) Monroe told Tavis to mix the paint with the soil.
- d) Tavis got paint on his clothes while he was painting.
- e) Tavis painted crosses and lines on his bowl.
- f) Monroe wanted Tavis to be happy.

TRUE	FALSE

(6 × ½ mark = 3 marks)

12. Fill in the blanks with a suitable **WORD**.

a) Tavis's pottery was the _____ as the pottery at the museum.

b) Monroe was kind and helpful. He _____ for Travis.

(2 × 1 mark = 2 marks)

Year 4

ENGLISH (Written)

Time: 1h 15min

Name: _____

Class: _____

A. Read the words.

Look at the room.

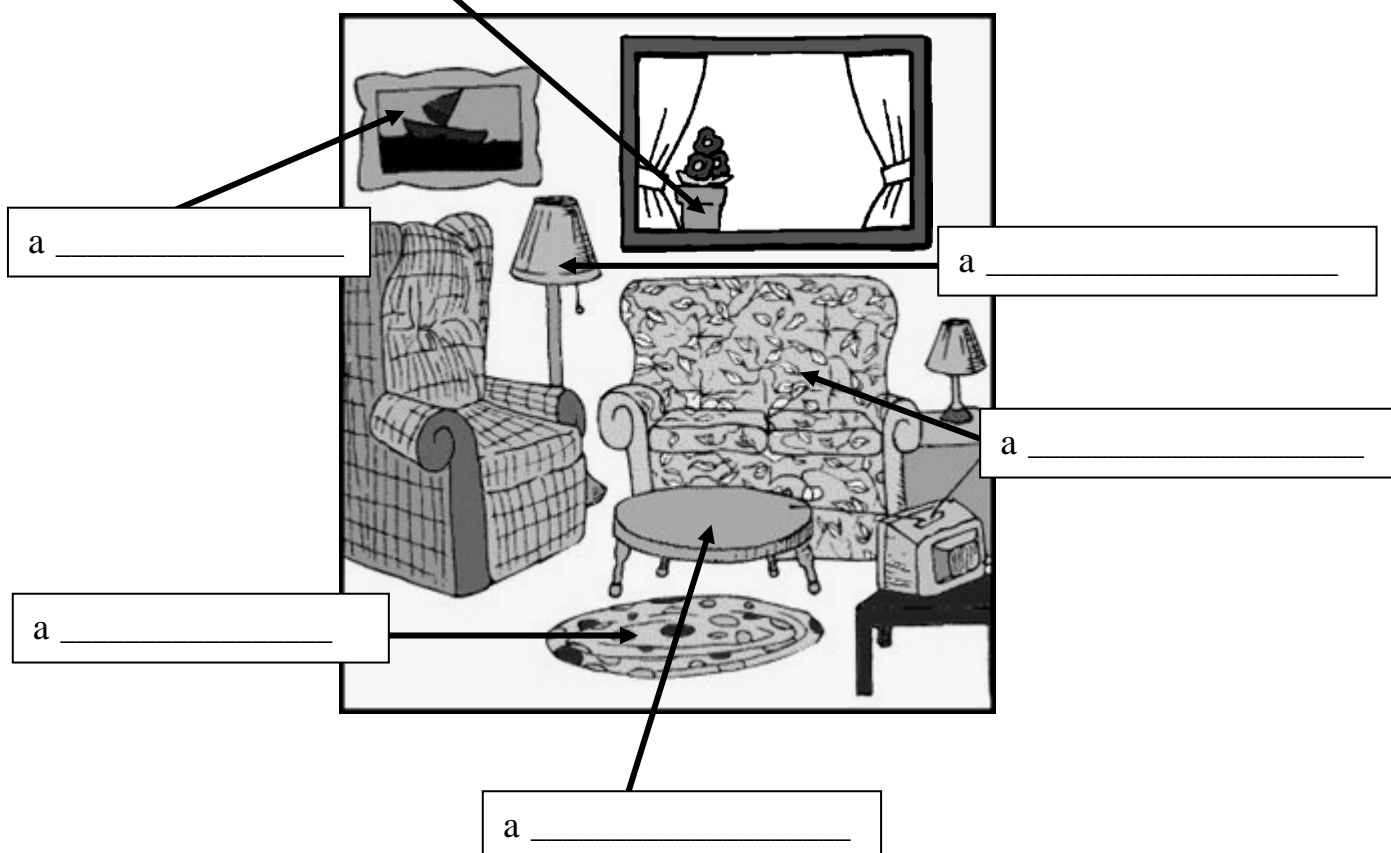
Complete the labels.

(5 marks)

mat	table	pot
lampshade	picture	sofa

Example:

a pot



B. Read and tick (✓) the correct sentence.

Example:



It is eight.

☐


We are eight.

☐

He is eight.

☒

1.



They are big.

☐

It is big.

☐

We are big.

☐

2.



I am happy.

☐

He is happy.

☐

They are happy.

☐

3.



She has a dog.

☐

They have a dog.

☐

It has a dog.

☐

4.



It has a hat.

☐


They have a hat.

☐

He has a hat.

☐

5.



He has long legs.

☐

She has long legs.

☐

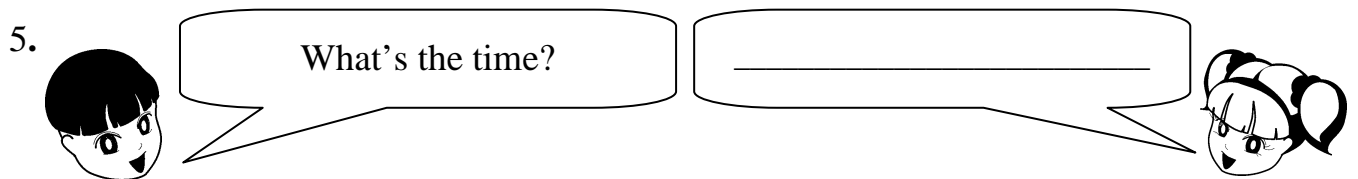
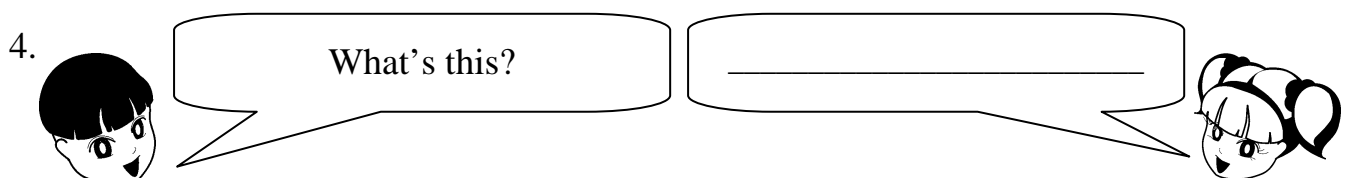
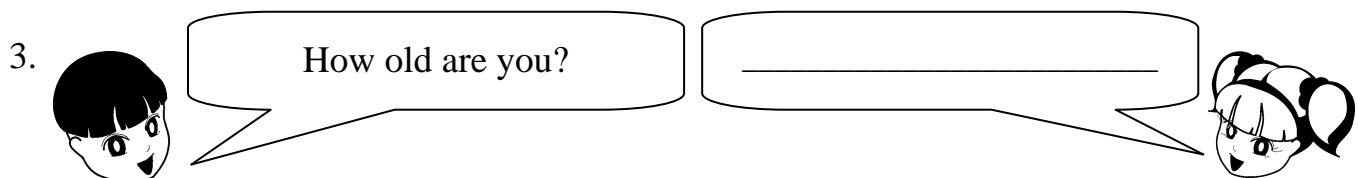
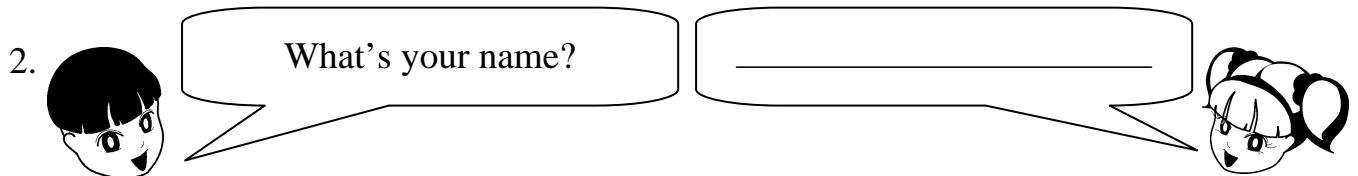
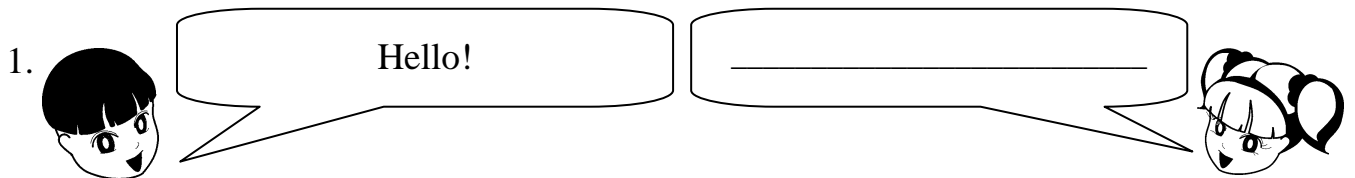

We have long legs.

☐

C. Choose and write the correct answer.

Hello!	My name is Tina.	It's green.
It's ten o'clock.	It's a book.	I'm seven.

Example:




D. Look at the picture.

Read and fill each blank with ONE suitable word.

The first*one has been done for you.

(5 marks)



The children are in* the playground. Sue and Jim are _____ the swing.

Tom is waiting on the ladder _____ his turn to slide _____.

Lily likes playing hopscotch _____ her friend Peter. Emma and Ben are playing marbles _____ the slide.

E. Read and fill in each blank with ONE suitable word.

Examples:

Mary: I'd like some oranges, please.

John: Here they are.



Mary: _____ I have some eggs?

John: There aren't _____ eggs.

Mary: _____ you have apples?

John: Yes, I have _____ red ones.

Mary: How _____ is the melon?

John: It's eighty-five euro cent.


**F. Complete the questions.
Write the answers.**

Example: Does Mandy have glasses?

No, she doesn't.




1. _____ Wendy have earrings?
_____, _____.



2. _____ Andy have curly hair?
_____, _____.



3. _____ Fiona and Kate have long hair?
_____, _____.



G. Write TWO playground rules.

Example:

Let everyone join in.



1.

_____.

2.

_____.

H. Comprehension

Read the following passage carefully.

The Indoor Pirates

The five Indoor Pirates lived at number 25 in Dolphin Street. The inside of their house looked just like a boat. There were no stairs, just ropes to climb up and down. The walls were painted blue with fluffy white clouds and there were some plastic seagulls hanging from the ceilings.



Captain Blackpatch had a proper black patch, even though it was on the torn sleeve of his jacket and not over one eye like most pirate captains. He gave orders to his crew in a gruff voice. Then he would sneak off and have a little nap while everyone else worked.

Bald Ben was First Mate. He had huge muscles and was so strong he could lift up an armchair with one arm.



There were two girl pirates who were twins. Their names were Molly and Polly. The twins quarrelled a lot.



The fifth Indoor Pirate was Lumpy Lawson. He was tall and thin and he was Chief Cook. He was not terribly good at cooking. His gravy had more lumps in it than a bag of potatoes.

The Indoor Pirates did not like the sea, because it was wet. They did not like the rain, because that was wet too. They did not even like going on boats at sea because they got seasick.

The pirates thought that living in a house was much better than being on a boat. For one thing, they could go to the shops and the park at any time they wanted. The Indoor Pirates liked going to the park because there was a big climbing frame built in the shape of a pirate ship. They did not get seasick when they went on this pirate ship and if it rained, they could run home before they got too wet.

(Adapted from *The Indoor Pirates on Treasure Island* by Jeremy Strong)

Tick (✓) to show the correct answer.

1. How many pirates lived at number 25 in Dolphin Street?

- a) six
- b) four
- c) five
- d) seven

a)	
b)	
c)	
d)	

2. Why were they called the Indoor Pirates?

- a) because they lived in a house
- b) because they lived in a park
- c) because they lived underground
- d) because they lived under the sea

a)	
b)	
c)	
d)	

3. Where were the seagulls?

- a) They were waiting under the stairs.
- b) They were painted on the walls.
- c) They were hanging from the ceiling.
- d) They were flying into the shop.

a)	
b)	
c)	
d)	

4. Who was the leader of the pirates?

- a) the man with the huge muscles
- b) the man with the black patch
- c) one of the twins
- d) the Chief Cook

a)	
b)	
c)	
d)	

5. Tick (✓) to show whether each sentence is True or False.

(5 marks)

	True	False
a) The pirates lived in a shop.		
b) The walls of the house were green.		
c) Captain Blackpatch wore a raincoat.		
d) Bald Ben had large muscles.		
e) Molly and Polly were sisters.		
f) Molly and Polly got along well.		
g) Polly was the Chief Cook.		
h) Lumpy Lawson was tall and thin.		
i) The pirates liked the big climbing frame.		
j) The pirates enjoyed walking in the rain.		

6. Answer the following questions.**Write complete sentences.**

a) What did the pirates climb to go to the upper floor of number 25?

They climbed _____.

(2 marks)

b) Where was the captain's black patch?

It was _____.

(2 marks)

c) Who had a deep and rough voice?

_____.

(2 marks)

d) What did Captain Blackpatch do while everyone else worked?

_____.

(2 marks)

e) Why could Bald Ben lift up an armchair with one arm?

He could do so because _____.

(2 marks)

f) How can we tell that Lumpy Lawson was not so good at cooking?

_____.

(3 marks)

g) Why did the pirates hate going on boats at sea?

_____.

(3 marks)

I. Composition

(25)

In not less than 90 words write **ten sentences or a paragraph** on **ONE** of the following:

1. The garden

Write about **what you see, hear and smell** in the garden.
What do people do there?

2. A visit to an interesting place

You visited an interesting place. Write about **what you saw and heard**.
What did you learn?

3. A family trip

You are going on a trip with your family. Write about **where you are going to go** and **what you are going to do there**.

4. Picture Composition: The Drawing Competition

Look at the six pictures. **Write a story about the pictures**.

The following words and phrases may help you:

read about, drew a picture, received a letter, easel, paintbrush, water colours

