

Please write clearly, in block capitals.

Centre number

--	--	--	--	--

Candidate number

--	--	--	--

Surname

Forename(s)

Candidate signature

Level 1/2 Award

FASHION AND TEXTILES

FNT3

Date of Exam

Morning Time allowed: 1 hour 30 minutes

Materials

For this paper you must have:

- normal writing and drawing instruments.

Instructions

- Use black ink or black ball-point pen. Use pencil only for drawing.
- Fill in the boxes at the top of this page.
- Answer all questions.
- You must answer the questions in the spaces provided. Do not write outside the box around each page or on blank pages.
- Do all rough work in this book. Cross through any work that you do not want to be marked.

Information

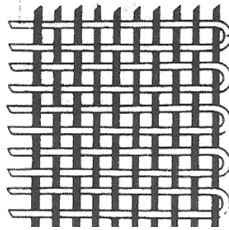
- The marks for questions are shown in brackets.
 - The maximum mark for this paper is 96.
-

Section A

Answer all questions in this section.

For each multiple choice question you should shade in **one** lozenge. If you make a mistake, cross through the incorrect answer and shade in the correct response.

1 Identify the fabric structure shown below.



A Knitted

☐

B Non-woven

☐

C Plain weave

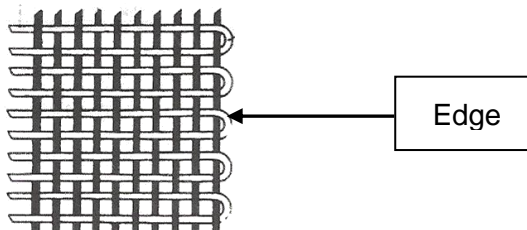
☐

D Satin weave

☐

[1 mark]

2 What is the name of the edge of the fabric marked on the diagram below?



A Bound edge

☐

B Hemmed edge

☐

C Raw edge

☐


D Selvedge

☐

[1 mark]

3

Identify the fabric construction shown below.



A Knitted

☐

B Laminated

☐

C Non-woven

☐

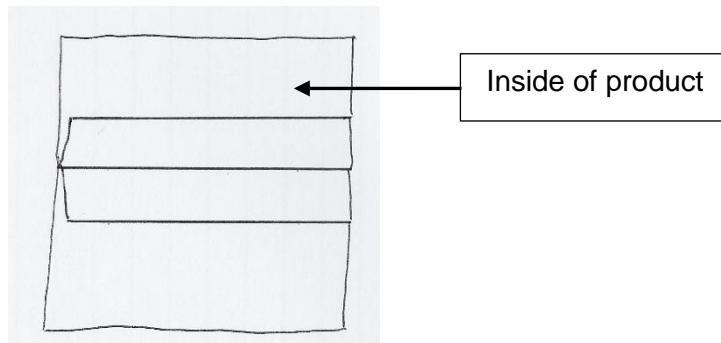
D Twill weave

☐

[1 mark]

4

What is the name of the seam shown below?



A Bound seam

☐

B French seam

☐

C Plain seam

☐

D Tucked seam

☐

[1 mark]

5 What is the name of the shaping method shown below?



A Dart

☐

B Gathering

☐

C Pleat


☐

D Tuck

☐

[1 mark]

6 What is the name of the shaping method shown below?



A Pleat

☐

B Quilting

☐

C Ruching

☐

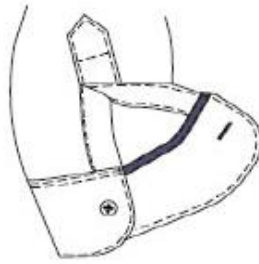
D Tuck

☐

[1 mark]

7

Name the part of the garment at the end of the sleeve shown below.



A Binding

☐

B Cuff

☐

C Facing

☐

D Hem


☐

[1 mark]

8

The edge finish method shown below is sometimes used on the hem of a skirt.

What is it called?



A Binding

☐

B Facing

☐

C Piping

☐


D Underlining

☐

[1 mark]

9 The symbol shown below is used on pattern templates.

What is it called?



A Buttonhole

☐

B Notches

☐

C Place to fold

☐

D Straight grain

☐

[1 mark]

10 The symbol shown below is sometimes put on care labels.

What does it mean?



A Do not bleach

☐

B Do not dry clean

☐

C Do not tumble dry

☐

D Do not wash

☐

[1 mark]

11

The symbol shown below is sometimes put on care labels.

What does it mean?



A Do not wash

☐

B Dry clean only

☐

C Tumble dry

☐

D Wash by hand

☐

[1 mark]

12

Which fibre is the most flammable?

A Cotton

☐

B Lycra

☐

C Polyester

☐

D Wool

☐

[1 mark]

13 Which fibre is **not** absorbent?

A Cotton

☐

B Polyester

☐

C Viscose

☐

D Wool

☐

[1 mark]

14 What is the name given to a fabric that changes colour in response to heat?

A Conductive fabric

☐

B Flame retardant fabric

☐

C Photochromic fabric

☐

D Thermochromic fabric

☐

[1 mark]

15 Which of the following products is made from a micro-encapsulated fabric?

A Flame retardant pyjamas

☐

B Gore-Tex jacket

☐

C T-shirt with scratch and sniff fabric

☐

D Teflon® coated school trousers

☐

[1 mark]

16 Which of the following is a stain-resistant finish?

A Brushing

☐

B Lyocell®

☐

C Proban

☐

D Teflon®

☐

[1 mark]

17 Which of the following makes a fabric warmer to wear?

A Brushing

☐

B Conductive fibres

☐

C Microfibres

☐

D Thermochromatic fabric

☐

[1 mark]

18 Which item of safety equipment would be most important for a worker cutting fabric with a band knife in a factory?

A Apron

☐

B Chain mail gloves

☐

C Hair net

☐

D Plastic hard hat

☐

[1 mark]

19 Which of the following would be on a manufacturing specification?

A Modifications to be made

☐

B Selling price

☐

C Target market

☐

D Tolerance levels

☐

[1 mark]

20 What is the name of the fabric-colouring method that uses hot wax?

A Batik

☐

B Dye-sublimation printing

☐

C Screen printing

☐

D Tie dye

☐

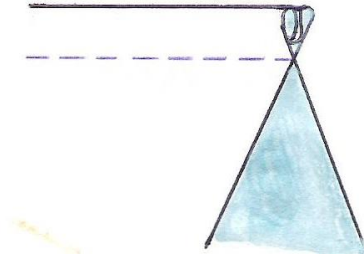
[1 mark]

Section B

Answer all questions in this section.

21

Give **two** advantages of using the seam shown below when making garments from fine fabrics.

[2 marks]

1

2

22

The seams on some garments are top-stitched.

Give **two** functions of top-stitching.

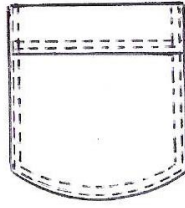
[2 marks]

1

2

23

The pocket shown below is sewn to the front of a skirt.



Give **two** quality-control checks needed when making the pocket.

[2 marks]

- 1 _____

- 2 _____

24

Give **three** reasons for lining a jacket.

[3 marks]

- 1 _____

- 2 _____

- 3 _____

Turn page for next question

Question 25 – 28 relates to the fashion shirt in **Figure 1**



Figure 1

25	.	1
----	---	---

[4 marks]

This image shows a single sheet of white paper with horizontal ruling lines. The lines are evenly spaced and run across the width of the page. There are no margins, text, or other markings on the paper.

25	.	2
----	---	---

25 . 3 Give **two** reasons why the interfacing is needed.

[2 marks]

1 _____

2 _____

25 . 4 Give **one** advantage of printing the pattern on the shirt shown in **Figure 1** on page 14.

[1 mark]

Turn page for next question

25 . 5 Use notes **and** diagrams to explain how to sew an embroidery stitch by hand to be used on the front of the shirt shown in **Figure 1** on page 14.

Marks will be awarded for:

name of the stitch [1 mark]

step-by-step instructions [5 marks]

list of tools and equipment needed [2 marks]

[8 marks]

Name of stitch: _____

Step-by-step instructions:

Tools and equipment I would use:

[2 marks]

[6 marks]

28

Give **two** advantages of using Just in Time (JIT) systems to manufacture fashion products.

[2 marks]

- 1 _____

- 2 _____

29

Give **two** benefits of using sub-assembly to manufacture fashion products.

[2 marks]

- 1 _____

- 2 _____

Name **one** and explain what work is involved.

Job title:

Work involved:

31 . 1 What is meant by sustainable clothing?

[2 marks]

31 . 2 Discuss the use of sustainable fabrics and components in making fashionable clothing.

You should give examples in your answer.

[6 marks]

32

Fabric used for children's nightwear needs to have certain qualities.

Complete the fabric specification below. Give a reason for each point.

An example is given.

[4 marks]

Quality 1 The fabric must not burn easily.

Reason To protect the child from injury through burning.

Quality 2 _____

Reason _____

Quality 3 _____

Reason _____

Turn page for next question

[4 marks]

[illegible]

34

Some consumers want personalised clothes.

Explain how new technology can allow the manufacturer to make fashion garments for individual customers.

[6 marks]

[illegible]

35

Give **two** advantages of using an overlocker to neaten seams.

[2 marks]

1

2

Turn page for next question

36	.	1
----	---	---

Evaluate the use of this fabric for jeans.

[6 marks]

This image shows a single sheet of white paper with horizontal ruling lines. The lines are evenly spaced and run across the width of the page. There are no margins, text, or other markings on the paper.

This image shows a blank sheet of white paper with horizontal ruling lines. The lines are evenly spaced and run across the width of the page. There are no margins, text, or other markings on the paper.

END OF QUESTIONS



Level 1/2 Award FASHION AND TEXTILES

FNT3

Mark scheme

Version 0.2

Mark schemes are prepared by the Lead Assessment Writer and considered, together with the relevant questions, by a panel of subject teachers. This mark scheme includes any amendments made at the standardisation events which all associates participate in and is the scheme which was used by them in this examination. The standardisation process ensures that the mark scheme covers the learners' responses to questions and that every associate understands and applies it in the same correct way. As preparation for standardisation each associate analyses a number of learners' scripts. Alternative answers not already covered by the mark scheme are discussed and legislated for. If, after the standardisation process, associates encounter unusual answers which have not been raised they are required to refer these to the Lead Assessment Writer.

It must be stressed that a mark scheme is a working document, in many cases further developed and expanded on the basis of learners' reactions to a particular paper. Assumptions about future mark schemes on the basis of one year's document should be avoided; whilst the guiding principles of assessment remain constant, details will change, depending on the content of a particular examination paper.

Further copies of this mark scheme are available from aqa.org.uk

Level of response marking instructions

Level of response mark schemes are broken down into levels, each of which has a descriptor. The descriptor for the level shows the average performance for the level. There are marks in each level.

Before you apply the mark scheme to a learner's answer read through the answer and annotate it (as instructed) to show the qualities that are being looked for. You can then apply the mark scheme.

Step 1 Determine a level

Start at the lowest level of the mark scheme and use it as a ladder to see whether the answer meets the descriptor for that level. The descriptor for the level indicates the different qualities that might be seen in the learner's answer for that level. If it meets the lowest level then go to the next one and decide if it meets this level, and so on, until you have a match between the level descriptor and the answer. With practice and familiarity you will find that for better answers you will be able to quickly skip through the lower levels of the mark scheme.

When assigning a level you should look at the overall quality of the answer and not look to pick holes in small and specific parts of the answer where the learner has not performed quite as well as the rest. If the answer covers different aspects of different levels of the mark scheme you should use a best fit approach for defining the level and then use the variability of the response to help decide the mark within the level, ie if the response is predominantly level 3 with a small amount of level 4 material it would be placed in level 3 but be awarded a mark near the top of the level because of the level 4 content.

Step 2 Determine a mark

Once you have assigned a level you need to decide on the mark. The descriptors on how to allocate marks can help with this. The exemplar materials used during standardisation will help. There will be an answer in the standardising materials which will correspond with each level of the mark scheme. This answer will have been awarded a mark by the Lead Examiner. You can compare the learner's answer with the example to determine if it is the same standard, better or worse than the example. You can then use this to allocate a mark for the answer based on the Lead Examiner's mark on the example.

You may well need to read back through the answer as you apply the mark scheme to clarify points and assure yourself that the level and the mark are appropriate.

Indicative content in the mark scheme is provided as a guide for examiners. It is not intended to be exhaustive and you must credit other valid points. Learners do not have to cover all of the points mentioned in the Indicative content to reach the highest level of the mark scheme.

An answer which contains nothing of relevance to the question must be awarded no marks.

Qu	Part	Marking guidance	Total marks	AO
1		C Plain Weave	1 mark	AO1
2		D Selvedge	1 mark	AO1
3		A Knitted	1 mark	AO1
4		C Plain seam	1 mark	AO1
5		B Gathering	1 mark	AO1
6		A Pleat	1 mark	AO1
7		B Cuff	1 mark	AO1
8		B Facing	1 mark	AO1
9		D Straight grain	1 mark	AO1
10		A Do not bleach	1 mark	AO1
11		D Wash by hand	1 mark	AO1
12		A Cotton	1 mark	AO1
13		B Polyester	1 mark	AO1
14		D Thermochromic fabric	1 mark	AO1
15		C T-shirt with scratch and sniff fabric	1 mark	AO1
16		D Teflon®	1 mark	AO1

17		A Brushing	1 mark	AO1
----	--	-------------------	--------	-----

18		B Chain mail gloves	1 mark	AO1
----	--	----------------------------	--------	-----

19		D Tolerance levels	1 mark	AO1
----	--	---------------------------	--------	-----

20		A Batik	1 mark	AO1
----	--	----------------	--------	-----

21				2 marks	AO1
		2 marks	For any 2 appropriate points.		
		1 mark	For 1 appropriate point.		
		0 mark	No response worthy of credit.		
Indicative content					
<ul style="list-style-type: none">• 2 rows of stitching add strength.• All raw edges enclosed to reduce fraying.• Enclosed raw edges are hidden.• A neat finish on translucent fine fabrics.					
Other appropriate responses must also be credited.					

22				2 marks	AO1
	2 marks	For any 2 appropriate points.			
	1 mark	For 1 appropriate point.			
	0 mark	No response worthy of credit.			
		Indicative content <ul style="list-style-type: none">• Adds decoration.• Strengthens seams.• Keeps seams flat. <p>Other appropriate responses must also be credited.</p>			

23				2 marks	AO1
	2 marks	For any 2 appropriate points.			
	1 mark	For 1 appropriate point.			
		0 mark	No response worthy of credit.		

		Indicative content <ul style="list-style-type: none"> • Accurate size of pocket. • Accurate placement on skirt. • Even stitching with no missed stitches. • Top facing an even width. • Ensuring edges are evenly folded to the inside. <p>Other appropriate responses must also be credited.</p>		
--	--	---	--	--

24		<table><tr><td>3 marks</td><td>For any 3 appropriate points.</td></tr><tr><td>2 marks</td><td>For any 2 appropriate points.</td></tr><tr><td>1 mark</td><td>For 1 appropriate point.</td></tr><tr><td>0 mark</td><td>No response worthy of credit.</td></tr></table>	3 marks	For any 3 appropriate points.	2 marks	For any 2 appropriate points.	1 mark	For 1 appropriate point.	0 mark	No response worthy of credit.	3 marks	AO1
	3 marks	For any 3 appropriate points.										
	2 marks	For any 2 appropriate points.										
	1 mark	For 1 appropriate point.										
	0 mark	No response worthy of credit.										
	<p>Indicative content</p> <ul style="list-style-type: none">• Lining adds warmth.• Hides seams and inner structure.• Adds style/quality.• Makes jacket easier to put on and off.• Allows for an inner pocket. <p>Other appropriate responses must also be credited.</p>											

25	1	<table><tr><td>3-4 marks</td><td>A range of points which describes some of the trims and analyses how they add colour/texture to the shirt. There may be some slight lack of detail/clarity but this will not detract from the overall quality of the response.</td></tr><tr><td>1-2 marks</td><td>Limited points which will tend to describe some of the trims but not analyse in any detail how they add colour/texture. Points will be generic in nature and there may be some confusion.</td></tr><tr><td>0 mark</td><td>No response worthy of credit.</td></tr></table>	3-4 marks	A range of points which describes some of the trims and analyses how they add colour/texture to the shirt. There may be some slight lack of detail/clarity but this will not detract from the overall quality of the response.	1-2 marks	Limited points which will tend to describe some of the trims but not analyse in any detail how they add colour/texture. Points will be generic in nature and there may be some confusion.	0 mark	No response worthy of credit.	4 marks	AO3
3-4 marks	A range of points which describes some of the trims and analyses how they add colour/texture to the shirt. There may be some slight lack of detail/clarity but this will not detract from the overall quality of the response.									
1-2 marks	Limited points which will tend to describe some of the trims but not analyse in any detail how they add colour/texture. Points will be generic in nature and there may be some confusion.									
0 mark	No response worthy of credit.									
<p>Indicative content</p> <p>Analysis of how use of beads, buttons, pattern and sequins to add colour and texture to appliqué adds interest to the shirt. Use of decorative components such as beads, buttons and sequins. These have been used to add colour, texture and pattern and combined with the appliqué.</p> <p>Other appropriate responses must also be credited.</p>										

25	2	<table><tr><td>2 marks</td><td>Any 2 appropriate parts.</td></tr><tr><td>1 mark</td><td>Any 1 appropriate part.</td></tr><tr><td>0 mark</td><td>No response worthy of credit.</td></tr></table>		2 marks	Any 2 appropriate parts.	1 mark	Any 1 appropriate part.	0 mark	No response worthy of credit.	2 marks	AO1
		2 marks	Any 2 appropriate parts.								
		1 mark	Any 1 appropriate part.								
		0 mark	No response worthy of credit.								
		Indicative content <ul style="list-style-type: none">• Collar.• Cuffs.• Front band.• Behind embroidery.									
		Other appropriate responses must also be credited.									

25	3			2 marks	AO1
		2 marks	Any 2 appropriate reasons.		
		1 mark	Any 1 appropriate reason.		
		0 mark	No response worthy of credit.		
Indicative content					
Adds strength, stability, shape.					
Other appropriate responses must also be credited.					

25	4	<table><tr><td>1 mark</td><td>Any 1 appropriate point.</td></tr><tr><td>0 mark</td><td>No response worthy of credit.</td></tr></table>	1 mark	Any 1 appropriate point.	0 mark	No response worthy of credit.	1 mark	AO1
		1 mark	Any 1 appropriate point.					
		0 mark	No response worthy of credit.					
Indicative content								
<ul style="list-style-type: none">• Printing is a quick process.• Gives a flat surface to contrast with textured techniques.• Relatively inexpensive compared to embroidery.• May result in easier care for product. <p>Other appropriate responses must also be credited.</p>								

25	5	<p>Accurate name of appropriate stitch e.g. chain stitch, cross stitch, back stitch, stem stitch. (1 mark)</p> <p>Step-by-step instructions (5 marks)</p> <table><tr><td>4-5 marks</td><td>Accurate and detailed explanation of method of hand embroidery including use of correct materials and equipment. Learner understands method and can clearly explain it.</td></tr><tr><td>2-3 marks</td><td>Mostly accurate method described with some omissions but basic procedure is correct and would mostly work and method can be followed.</td></tr><tr><td>1 mark</td><td>Explanation of method is limited with crucial omissions of detail. It would be difficult to follow the instructions to achieve the stitch.</td></tr><tr><td>0 mark</td><td>No response worthy of credit.</td></tr></table> <p>List of tools and equipment needed (2 marks)</p> <table><tr><td>2 marks</td><td>More than 1 appropriate item eg needle, scissors, and hoop.</td></tr><tr><td>1 mark</td><td>Only 1 item named.</td></tr><tr><td>0 mark</td><td>No response worthy of credit.</td></tr></table>	4-5 marks	Accurate and detailed explanation of method of hand embroidery including use of correct materials and equipment. Learner understands method and can clearly explain it.	2-3 marks	Mostly accurate method described with some omissions but basic procedure is correct and would mostly work and method can be followed.	1 mark	Explanation of method is limited with crucial omissions of detail. It would be difficult to follow the instructions to achieve the stitch.	0 mark	No response worthy of credit.	2 marks	More than 1 appropriate item eg needle, scissors, and hoop.	1 mark	Only 1 item named.	0 mark	No response worthy of credit.	8 marks	AO1
4-5 marks	Accurate and detailed explanation of method of hand embroidery including use of correct materials and equipment. Learner understands method and can clearly explain it.																	
2-3 marks	Mostly accurate method described with some omissions but basic procedure is correct and would mostly work and method can be followed.																	
1 mark	Explanation of method is limited with crucial omissions of detail. It would be difficult to follow the instructions to achieve the stitch.																	
0 mark	No response worthy of credit.																	
2 marks	More than 1 appropriate item eg needle, scissors, and hoop.																	
1 mark	Only 1 item named.																	
0 mark	No response worthy of credit.																	

26	<table><tr><td>2 marks</td><td>Any 2 appropriate points.</td></tr><tr><td>1 mark</td><td>Any appropriate point.</td></tr><tr><td>0 mark</td><td>No response worthy of credit.</td></tr></table> <p>Indicative content</p> <ul style="list-style-type: none">• Creates consumer loyalty.• Identifies product niche.• Helps consumers recognise products.• Identifies products unique to the brand.• Guaranteed quality.• Fashionable.• May help company to grow in popularity. <p>Other appropriate responses must also be credited.</p>	2 marks	Any 2 appropriate points.	1 mark	Any appropriate point.	0 mark	No response worthy of credit.	2 marks	AO1
2 marks	Any 2 appropriate points.								
1 mark	Any appropriate point.								
0 mark	No response worthy of credit.								

27	<table><tr><td>5-6 marks</td><td>A number of advantages and disadvantages many of which will be clearly related to a new business. There will be good analysis and evaluation of the use of a website to sell products. There may be some slight lack of detail/clarity but this will not detract from the overall quality of the response.</td></tr><tr><td>3-4 marks</td><td>A range of advantages and disadvantages with some reference to the new business although this may lack detail and clarity. There will be some evaluation of this method of selling fashion products.</td></tr><tr><td>1-2 marks</td><td>Some obvious points but the link with a new business may not be clear with little evaluation of the method of selling. Points will be generic in nature and relate to the buyer rather than the seller.</td></tr><tr><td>0 mark</td><td>No response worthy of credit.</td></tr></table> <p>Indicative content</p> <ul style="list-style-type: none">• Advantages include: no need to rent/buy shop premises; no overheads in terms of energy/staff/rates; no need to buy lots of stock; products available to a wide consumer group; can test the market on a small scale; can clearly explain your product niche and company philosophy.• Disadvantages include: no direct contact with customers; difficult to get feedback on products; may be difficult to get recognition as a business; quality of products cannot be assessed by customer; cost of P&P when buying/returning. <p>Other appropriate responses must also be credited.</p>	5-6 marks	A number of advantages and disadvantages many of which will be clearly related to a new business. There will be good analysis and evaluation of the use of a website to sell products. There may be some slight lack of detail/clarity but this will not detract from the overall quality of the response.	3-4 marks	A range of advantages and disadvantages with some reference to the new business although this may lack detail and clarity. There will be some evaluation of this method of selling fashion products.	1-2 marks	Some obvious points but the link with a new business may not be clear with little evaluation of the method of selling. Points will be generic in nature and relate to the buyer rather than the seller.	0 mark	No response worthy of credit.	6 marks	AO3
5-6 marks	A number of advantages and disadvantages many of which will be clearly related to a new business. There will be good analysis and evaluation of the use of a website to sell products. There may be some slight lack of detail/clarity but this will not detract from the overall quality of the response.										
3-4 marks	A range of advantages and disadvantages with some reference to the new business although this may lack detail and clarity. There will be some evaluation of this method of selling fashion products.										
1-2 marks	Some obvious points but the link with a new business may not be clear with little evaluation of the method of selling. Points will be generic in nature and relate to the buyer rather than the seller.										
0 mark	No response worthy of credit.										

28	<table><tr><td>2 marks</td><td>Any 2 appropriate points.</td></tr><tr><td>1 mark</td><td>Any 1 appropriate point.</td></tr><tr><td>0 mark</td><td>No response worthy of credit.</td></tr></table> <p>Indicative content</p> <ul style="list-style-type: none">• Manufacturers can respond quickly when fashions change.• Materials are delivered just in time for production so no storage costs.• Materials are quality-checked before delivery.• Manufacturers can respond to on-demand orders. <p>Other appropriate responses must also be credited.</p>	2 marks	Any 2 appropriate points.	1 mark	Any 1 appropriate point.	0 mark	No response worthy of credit.	2 marks	AO1
2 marks	Any 2 appropriate points.								
1 mark	Any 1 appropriate point.								
0 mark	No response worthy of credit.								

29					

30	<table><tr><td>3-4 marks</td><td>A good understanding of the work with some detail of the processes involved. There may be a slight lack of detail/clarity but this will not detract from the overall quality of the response.</td></tr><tr><td>1-2 marks</td><td>Limited understanding of the work with little detail. There will be elements of confusion and a lack of clarity.</td></tr><tr><td>0 mark</td><td>No response worthy of credit.</td></tr></table> <p>The answer may apply to any of the 12 job roles in the specification, or any other relevant occupation. The indicative content below suggests the kind of things that may be included, using 2 of the 12 jobs as an example. Not all of the points below need to be covered in order to gain 4 marks.</p> <p>Indicative content</p> <p>Pattern designer develops patterns from sketches/final designs with relevant markings for the manufacturer, eg grain lines and placement lines for details. Will include patterns for additional parts such as lining, interfacings. The pattern will be tested using a prototype and altered as required. The sizes of the pattern pieces will be graded to allow a range of different sizes to be made. Many pattern designers use computer programmes to develop the pieces required, eg a Pattern Design System (PDS).</p> <p>Fashion blogger is essentially a journalist who uses social media such as Twitter and Facebook to communicate with their followers. Many people relate to bloggers because they write about fashion in a</p>	3-4 marks	A good understanding of the work with some detail of the processes involved. There may be a slight lack of detail/clarity but this will not detract from the overall quality of the response.	1-2 marks	Limited understanding of the work with little detail. There will be elements of confusion and a lack of clarity.	0 mark	No response worthy of credit.	4 marks	AO1
3-4 marks	A good understanding of the work with some detail of the processes involved. There may be a slight lack of detail/clarity but this will not detract from the overall quality of the response.								
1-2 marks	Limited understanding of the work with little detail. There will be elements of confusion and a lack of clarity.								
0 mark	No response worthy of credit.								

		personal way; they are not writing for glossy fashion magazines, are not high-profile celebrities and do not always refer to high-end brands that are out of the reach of most people. This allows them to reach a greater number of consumers than more traditional methods of promoting fashion. Bloggers can influence their readers in a number of ways: by advising them about styling, the benefits of local thrift shopping, provide commentary, suggest cheaper alternatives to high-end wear, and provide Do-It-Yourself advice. Every time a reader uses a blogger's link to a retailer's website and buys products the blogger is paid commission on that sale. This is how they earn a living.		
--	--	--	--	--

31	1	2 marks	A clear definition of sustainability in relation to clothing.	2 marks	AO1
		1 mark	A limited definition that lacks clarity.		
		0 mark	No response worthy of credit.		
		Indicative content Sustainability is about: <ul style="list-style-type: none">• using resources which do not damage the planet• the impact of using resources and production methods on other people's lives• renewing resources at least as quickly as they are used• avoiding the use of non-renewable resources such as fossil fuels• using Fair Trade materials and manufacturing. Other appropriate responses must also be credited.			

31	2	5-6 marks	A good understanding of sustainable fabrics and components, with a variety of relevant examples, including some attempt to explain why they are sustainable. There may be some slight lack of detail/clarity but this will not detract from the overall quality of the response.	6 marks	AO1
		3-4 marks	Some understanding of sustainable fabrics and components with a limited range of examples and some attempt to explain why they are sustainable. Although the information is mostly correct there will be some inaccuracies and mis-understandings.		
		1-2 marks	Limited understanding of sustainable fabrics and components with few accurate examples and little attempt to explain why they are sustainable. There will be elements of confusion and a lack of clarity.		
		0 mark	No response worthy of credit.		

		<p>Indicative content</p> <p>May describe fabrics or fibres and why they are sustainable, or properties and characteristics of fabric or fibres.</p> <p>Examples include:</p> <ul style="list-style-type: none"> • organic cotton fabric – grown without use of herbicides or pesticides, organic linen/organic wool • fairtrade fabric – produced without exploitation of labour • bamboo/soy/hemp/bio fabric– fibres that can be harvested with reduced impact on the environment • tencel/regenerated fibre/lyocell from renewable source • recycled polyester/PET - made from existing polyester so reduced use of coal/oil, or recycled plastic bottles • peace silk, ahimsa silk – produced without harm to silk worms • faux fur/leather – made from synthetic materials • recycled/reclaimed/reused fabric – existing fabrics reused rather than manufacturing more from raw materials • natural dyed fabric/natural pigmented fabric or unbleached fabric – use of toxic chemicals reduced/avoided • biodegradable fabric – will break down in time naturally • vintage buttons • antique lace • buttons made from sustainable sources such as wood. <p>Other appropriate responses must also be credited.</p>		
--	--	---	--	--

32	<p>Any two appropriate points with relevant reasons, 1 mark for appropriate point and 1 mark for reason.</p> <p>Indicative content</p> <p>Fabric should be:</p> <table><tr><th>Quality</th><th>Reason</th></tr><tr><td>easy care</td><td>so nightwear can be washed and dried quickly</td></tr><tr><td>warm/cool</td><td>to keep child comfortable</td></tr><tr><td>hard-wearing</td><td>so it will last for some time</td></tr><tr><td>non-irritating</td><td>to protect delicate skin</td></tr><tr><td>strong</td><td>so garment is long-lasting</td></tr></table> <p>Other appropriate responses must also be credited.</p>	Quality	Reason	easy care	so nightwear can be washed and dried quickly	warm/cool	to keep child comfortable	hard-wearing	so it will last for some time	non-irritating	to protect delicate skin	strong	so garment is long-lasting	4 marks	AO1
Quality	Reason														
easy care	so nightwear can be washed and dried quickly														
warm/cool	to keep child comfortable														
hard-wearing	so it will last for some time														
non-irritating	to protect delicate skin														
strong	so garment is long-lasting														

33		3-4 marks	A good analysis of the fabric qualities and how they relate to sport shorts. The answer will evaluate the fabric by considering the benefits and drawbacks of the fabric. There may be some slight lack of detail/clarity but this will not detract from the overall quality of the response.	4marks	AO3
		1-2 marks	Limited analysis of the fabric qualities with little detail about the knit structure. There will be few relevant evaluative points. There will be elements of confusion and a lack of clarity.		
		0 mark	No response worthy of credit.		
		Indicative content <ul style="list-style-type: none">• Knitted polyester fabrics are flexible and allow movement.• They do not crease.• Are lightweight.• Are breathable.• Easy care and non-absorbent although the knit structure allows air to pass through.• They are hard wearing and abrasion resistant. But they are affected by static and can pill and ladder easily. <p>Other appropriate responses must also be credited.</p>			

34		<table><tr><td>5-6 marks</td><td>A good understanding of new technologies and how they are able to accommodate demand for personalised clothing. There will be clear reference to specific processes which allow for customised manufacture. There may be some slight lack of detail/clarity but this will not detract from the overall quality of the response.</td></tr><tr><td>3-4 marks</td><td>Some understanding of the new technologies with limited examples of its application to demand for personalised clothing. Although the information is mostly correct there will be some inaccuracies and misunderstandings.</td></tr><tr><td>1-2 marks</td><td>Limited understanding of the technologies involved, will possibly be confined to the use of CAD/CAM with no explanation of specific operations. There will be elements of confusion and a lack of clarity.</td></tr><tr><td>0 mark</td><td>No response worthy of credit.</td></tr></table>	5-6 marks	A good understanding of new technologies and how they are able to accommodate demand for personalised clothing. There will be clear reference to specific processes which allow for customised manufacture. There may be some slight lack of detail/clarity but this will not detract from the overall quality of the response.	3-4 marks	Some understanding of the new technologies with limited examples of its application to demand for personalised clothing. Although the information is mostly correct there will be some inaccuracies and misunderstandings.	1-2 marks	Limited understanding of the technologies involved, will possibly be confined to the use of CAD/CAM with no explanation of specific operations. There will be elements of confusion and a lack of clarity.	0 mark	No response worthy of credit.	6 marks	AO1
	5-6 marks	A good understanding of new technologies and how they are able to accommodate demand for personalised clothing. There will be clear reference to specific processes which allow for customised manufacture. There may be some slight lack of detail/clarity but this will not detract from the overall quality of the response.										
	3-4 marks	Some understanding of the new technologies with limited examples of its application to demand for personalised clothing. Although the information is mostly correct there will be some inaccuracies and misunderstandings.										
	1-2 marks	Limited understanding of the technologies involved, will possibly be confined to the use of CAD/CAM with no explanation of specific operations. There will be elements of confusion and a lack of clarity.										
	0 mark	No response worthy of credit.										
		Indicative content <ul style="list-style-type: none">• The use of CAD and CAM allows standard designs to be adapted at low cost.• Products can be 'mass customised' - individualised and adapted to different requirements at an affordable price.• Manufacturers can change designs quickly at minimal cost,										

		<p>allowing them to produce shorter and shorter runs cost-effectively to the point where each customer can be provided with exactly what he or she wants.</p> <ul style="list-style-type: none"> • Modern manufacturing allows for customised fit for individual orders. • A PDS can create customized fit using data from high tech 3D body scanners or body measurements taken with a tape measure. • Bar coding enables products to be finished in different ways, allowing for the individual finishing of standard garments. • Quick-response manufacturing methods mean that a product is completed from start to finish by a multi-skilled operative allowing for the individual finishing of personalised garments. <p>Other appropriate responses must also be credited.</p>		
--	--	---	--	--

35		<table><tr><td>2 marks</td><td>Any 2 appropriate points.</td></tr><tr><td>1 mark</td><td>Any 1 appropriate point.</td></tr><tr><td>0 mark</td><td>No response worthy of credit.</td></tr></table>	2 marks	Any 2 appropriate points.	1 mark	Any 1 appropriate point.	0 mark	No response worthy of credit.	2 marks	AO1
	2 marks	Any 2 appropriate points.								
	1 mark	Any 1 appropriate point.								
	0 mark	No response worthy of credit.								
	Indicative content									
	<ul style="list-style-type: none">• Trims and stitches in one operation.• Leaves a narrow seam.• Is a strong finish.• Is a quick process.									
	Other appropriate responses must also be credited.									

36	1	<table><tr><td>5-6 marks</td><td>A good understanding of the fabric qualities and how they relate to jeans. The fibre content will be given good coverage and there will be reference to the fabric structure. The answer will consider the benefits and drawbacks of the fabric, making a detailed evaluation of its suitability. There may be some slight lack of detail/clarity but this will not detract from the overall quality of the response.</td></tr><tr><td>3-4 marks</td><td>Some understanding of the fabric qualities and some reference to their relevance for jeans. Points will tend to be about the cotton fibres with limited reference to the fabric structure, and there will be some evaluation. Although the information is mostly correct there will be some inaccuracies and misunderstandings.</td></tr><tr><td>1-2 marks</td><td>Limited understanding of the fabric qualities with little detail about the fabric structure. There will be few relevant evaluative points. There will be elements of</td></tr></table>	5-6 marks	A good understanding of the fabric qualities and how they relate to jeans. The fibre content will be given good coverage and there will be reference to the fabric structure. The answer will consider the benefits and drawbacks of the fabric, making a detailed evaluation of its suitability. There may be some slight lack of detail/clarity but this will not detract from the overall quality of the response.	3-4 marks	Some understanding of the fabric qualities and some reference to their relevance for jeans. Points will tend to be about the cotton fibres with limited reference to the fabric structure, and there will be some evaluation. Although the information is mostly correct there will be some inaccuracies and misunderstandings.	1-2 marks	Limited understanding of the fabric qualities with little detail about the fabric structure. There will be few relevant evaluative points. There will be elements of	6 marks	AO3
5-6 marks	A good understanding of the fabric qualities and how they relate to jeans. The fibre content will be given good coverage and there will be reference to the fabric structure. The answer will consider the benefits and drawbacks of the fabric, making a detailed evaluation of its suitability. There may be some slight lack of detail/clarity but this will not detract from the overall quality of the response.									
3-4 marks	Some understanding of the fabric qualities and some reference to their relevance for jeans. Points will tend to be about the cotton fibres with limited reference to the fabric structure, and there will be some evaluation. Although the information is mostly correct there will be some inaccuracies and misunderstandings.									
1-2 marks	Limited understanding of the fabric qualities with little detail about the fabric structure. There will be few relevant evaluative points. There will be elements of									

	confusion and a lack of clarity.
0 mark	No response worthy of credit.

Indicative content

- Cotton denim is strong and hardwearing.
- It is a popular fashion fabric.
- Its absorbency makes it comfortable to wear and does not allow static to build up.
- The twill weave gives the fabric some flexibility and hides dirt.
- The different appearance on the front and back of the fabric can add interest to garments.
- But cotton's absorbency can make the jeans uncomfortable to wear when wet and take a long time to dry.
- The fabric will also be prone to water-borne stains.
- The loose weave of the fabric means that it will fray easily when cut or torn and parts of the jeans will become baggy with use.
- Denim can be a stiff fabric.

Other appropriate responses must also be credited.

36	2	<table><tr><td>3-4 marks</td><td>A good analysis of elastane's qualities and a broad understanding of its contribution to modern jeans' styles. There may be a slight lack of detail/clarity but this will not detract from the overall quality of the response.</td></tr><tr><td>1-2 marks</td><td>Some analysis of elastane's qualities; response will mainly concentrate on improved stretch and movement. There will be elements of confusion and a lack of clarity.</td></tr><tr><td>0 mark</td><td>No response worthy of credit.</td></tr></table> <p>Indicative content</p> <ul style="list-style-type: none">• The elastane content gives the fabric stretch qualities to allow for easy movement.• It can give the jeans a closer fit so tighter styles can be worn and prevents excessive creasing, making the jeans easier to care for.• It can prevent loss of shape in garments. <p>Other appropriate responses must also be credited.</p>	3-4 marks	A good analysis of elastane's qualities and a broad understanding of its contribution to modern jeans' styles. There may be a slight lack of detail/clarity but this will not detract from the overall quality of the response.	1-2 marks	Some analysis of elastane's qualities; response will mainly concentrate on improved stretch and movement. There will be elements of confusion and a lack of clarity.	0 mark	No response worthy of credit.	4 marks	AO3
3-4 marks	A good analysis of elastane's qualities and a broad understanding of its contribution to modern jeans' styles. There may be a slight lack of detail/clarity but this will not detract from the overall quality of the response.									
1-2 marks	Some analysis of elastane's qualities; response will mainly concentrate on improved stretch and movement. There will be elements of confusion and a lack of clarity.									
0 mark	No response worthy of credit.									

