



Coimisiún na Scrúduithe Stáit State Examinations Commission

Leaving Certificate Applied 2004

Vocational Specialism – Hair and Beauty

(240 marks)

Tuesday, 15th June
Morning 11.30 to 1.00

Total Mark

--

Credit

--

Directions to Candidates

1. Write your EXAMINATION NUMBER in this space:
2. WRITE ALL ANSWERS INTO THIS ANSWER BOOK.
3. Candidates must attempt **FOUR** questions.
One question from each of the four sections.
4. Each question carries 60 marks.

**Marking Scheme
and
Solution Answers.**

<i>For the Superintendent only</i>	<i>For the Examiner only</i>	
<div>Centre Stamp</div> <div></div>	1. Total of end of page totals	
	2. Aggregate total of all disallowed questions	
	3. Total mark awarded (1 minus 2)	
	4. Bonus mark for answering through Irish (if applicable)	
	5. Total mark awarded if Irish Bonus.(3 plus 4)	
	Note: The mark in row 3 (or row 5 if an Irish bonus is awarded) must correspond with the mark in the Total Mark box on the flap grid and on the front of the answerbook.	

Section 1 – Salon and Customer Care

(Attempt Question 1 or Question 2 from this section, each question carries 60 marks)

1. (a) Give **two** reasons why an appointment book is used in a salon. (8 marks)

2 reasons @ 4 marks each.

1. To make the best use of the staffs time.
So that the Salon runs efficiently.
2. To avoid overbooking.
So that clients are taken on time.
To enable products, tools and equipment to be prepared or ordered in
advance for particular services.

- (b) What information should be recorded in an appointment book? (10 marks)
5 points @ 2 marks each.

Clients name.
Date of appointment.

Clients telephone number (optional).
Time of appointment.

Service required.
Stylist/Therapist required.

- (c) How should **each** of the following hairdressing services be entered in an appointment book? (8 marks)
8 @ 1 mark each

Cut and blow dry <u>C B/D <u>or</u> C/B/D</u>	Blow dry <u>B/D</u>
Shampoo and set <u>S/S</u>	Cut, shampoo and set <u>C S/S <u>or</u> C/S/S</u>
Tint <u>T</u>	Highlights <u>H/L</u>
Easi-Meche <u>E/M</u>	Body wave <u>B/W</u>

- (d) Why is it recommended to use a pencil to enter appointments into the appointment book? (6 marks)
Statement @ 6 marks

So that an entry can be erased if it is cancelled or changed.

- (e) Make the following entries in the appointment book below for Saturday 19 June 2004. (28 marks)

Breakdown of 4 marks.

Correct:-

• Stylist – 1 mark

• Time – 1 mark

• Name of Client – 1 mark

• Service – 1 mark

- (i) Mrs Kelly at 9am with stylist David for a cut and blow-dry. (4 marks)
- (ii) Mrs Kelly's daughter Ann, who would like to come at the same time as her mother for a blow-dry. She doesn't mind which stylist does her hair. (4 marks)
- (iii) Ms Ryan at 9.30am with stylist Mandy for a tint, cut and blow-dry. (4 marks)
- (iv) Mr Smith at 11am with stylist Sally for highlights and a cut and blow dry. (4 marks)
- (v) Mrs Roche at 4pm with stylist Tony for a cut and blow-dry. She would also like to have her nails manicured with beautician Claire while she is having her hair done. (2@4 marks)
- (vi) A thirty minute lunch break for each of the staff members named in the appointment book below. (Lunches should be staggered) (4 marks)

<i>Saturday 19 June 2004</i>					
	Mandy	Sally	David	Tony	Claire
9.00			Mrs. Kelly	Ann *	
9.15			C B/D	B/D	
9.30	Mrs. Ryan				
9.45					
10.00	T				
10.15					
10.30					
10.45					
11.00	Mrs. Ryan	Mr. Smith			
11.15	T C B/D	H/L			
11.30					
11.45					
12.00			Lunch		
12.15					
12.30		Mr. Smith		Lunch	
12.45		H/L C B/D			
13.00	Lunch				Lunch
13.15					
13.30		Lunch			
13.45					
14.00					
14.15					
14.30					
14.45					
15.00					
15.15					
15.30					
15.45					
16.00				Mrs. Roche	
16.15				C B/D	Mrs. Roche
16.30					Man
16.45					
17.00					

* Ann could alternatively have an appointment with Mandy or Sally at 9.00.

2. (a) Explain the difference between a *health hazard* and a *potential health hazard* in a hairdressing salon. (8 marks)

Health hazard 4 Marks *It is something that could cause serious harm to ones health e.g.*


toxic or flammable chemicals in the Salon.

Potential health hazard 4 Marks *If the toxic or flammable chemical is used and handled properly and safely, the hazard is minimised but still has the potential to be a health hazard.*

- (b) List **four** rules that should be observed in a hairdressing salon to prevent accidents occurring when using chemicals. (16 marks)
4 rules @ 4 marks each


1. *All containers should be clearly labelled.
Read labels carefully before use
Mix products in a well ventilated area*
2. *Quantities should be accurately measured and never guessed
Protective gloves should be worn e.g. perming, colouring
Keep flammable products away from sources of ignition*
3. *If there are any signs of abrasion or tenderness on a clients skin don't use
Dispose of chemicals carefully
Keep out of the reach of children*
4. *Inhalation of hair spray and powder bleaches should be avoided
Be vigilant that chemicals do not run into a clients eyes or onto their skin
Chemicals should never be placed in bottles commonly used for lemonade etc.
Keep out of direct sunlight
Store in correct temperature*

- (c) Explain the meaning of **each** of the following hazard symbols. (16 marks)
4 @ 4 marks each
(2 marks for name and 2 marks for brief explanation)




Highly Flammable

Can catch fire easily if near heat, flames or sparks




Toxins or Poisons

Licking, eating, drinking or even smelling can make you ill or die



Corrosive – destroys tissue

Will burn your skin or eyes if touched or your throat and stomach if swallowed



Irritant

Will irritate the skin. Harmful if inhaled

- (d) Name **four** hairdressing products that could cause irritation if they accidentally entered a client's eye. *4 products @ 2 marks each* (8 marks)

1.	<i>Perm lotion</i>	<i>Hair Spray</i>	<i>Mousse</i>
2.	<i>Shampoo</i>	<i>Styling Gel</i>	<i>H₂O₂</i>
3.	<i>Conditioner</i>	<i>Neutraliser</i>	
4.	<i>Bleach</i>	<i>Setting Lotion</i>	

- (e) Outline the procedure you would follow if a client's eye became irritated by a product. *3 @ 4 marks* (12 marks)

Cover unaffected eye to protect it

Flush affected eye with large quantity of cold water poured gently from a jug

If irritation persists seek medical help/advice immediately

Section 2 – Haircare

(Attempt Question 3 or Question 4 from this section, each question carries 60 marks)

3. (a) What is the purpose of *shampooing* hair? (8 marks)
2 pts. @ 4 marks each

It removes dirt, grease, dead skin scales and hairdressing products from the hair and scalp.

It prepares hair for other services e.g. perming, cutting and blow drying.

It is physically and psychologically soothing and relaxing.

- (b) List **two** qualities of a good shampoo. (8 marks)
2 pts. @ 4 marks each.

- | | |
|---|------------------------------------|
| 1. <i>Spreads easily over the surface of the hair</i> | <i>Rich creamy lather produced</i> |
| <i>Should not degrease the hair and scalp excessively</i> | <i>Good wetting agent</i> |
| 2. <i>Good suspending agent so that grease is not redeposited onto the hair</i> | <i>Easily rinsed from hair</i> |
| <i>Leaves hair manageable and lustrous when dry</i> | <i>Easily rinsed from hair</i> |

- (c) What effect has hard water on shampoo? (8 marks)
2 pts. @ 4 marks

Takes longer to form a lather

Scum is formed before a lather

- (d) What is a *medicated* shampoo? (12 marks)
2 @ 6 marks

A shampoo that contains antiseptics

Contains coal of coal biproducts

Which can be helpful if the scalp is scaly or irritated

Helps prevent dandruff

- (e) Describe in detail the correct procedure for carrying out a shampoo service. (16 marks)

Preparation

3 pts. @ 2 marks each

Invite the client to remove jacket, scarf, glasses and earrings (if large)

Protect clients clothing with a gown and towel placed around neck

Seat client comfortably at basin, comb hair to detangle

Examine condition of clients hair and scalp to determine shampoo choice and check for contra-indication

Check the pressure and temperature of the water spray

Technique

5 pts. @ 2 marks each

- *Wet hair thoroughly with warm water spray lifting hair to saturate scalp.*
-

Use hand to protect clients face when working around hairline.

- *Apply shampoo, work into a lather and massage.*
-

- *Hands held in claw like position and rotate fingers all over the head*
-

- *Rinse thoroughly.*
-

Apply shampoo again and rinse.

- *Apply conditioner and rinse.- comb through conditioner*
-

Partially dry hair with towel while head is over basin.

Arrange new towel around neck if necessary.

Comb hair with wide toothed comb.

- (f) What is *effleurage*?

(8 marks)

Statement @ 4 marks

A massage involving gentle stroking while shampooing and conditioning the hair.

List **two** benefits of effleurage.

2 @ 2 marks each

1. *Relaxing, soothing effect.*
-

Increased blood flow.

2. *Stimulates the production of sebum.*
-

4. (a) What is the purpose of brushing hair? (12 marks)

6 marks

It stimulates blood circulation to the scalp.

6 marks

and helps to remove dirt, dust, tangles and hairspray build-up.

(b) Name **two** different types of bristles that are used in hair brushes. (8 marks)

1. *Natural hogs* *Nylon* 2 @ 4 marks each

2. *Plastic* *Wire*

(c) Sketch and describe **each** of the following types of hair brushes and state the purpose of each. (16 marks)

1. Vent brush

Description 2 marks

Brush has holes or open spaces at the back that allow air to flow from the hair

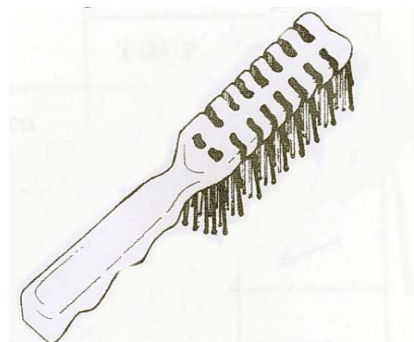
dryer and pass through them.

Purpose 4 marks

Hair dries faster. Soft casual effect produced.

Sketch

2 marks



2. Circular / radial brush

Description 2 marks

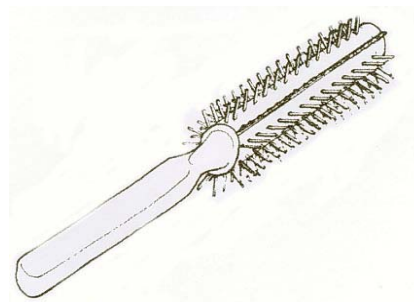
Bristles are wrapped around the brush in a circular or semi-circular shape.

Purpose 4 marks

Enables the hair to be dried into curls or waves. The smaller the brush, the smaller the curl.

Sketch

2 marks



- (d) Describe the process of cleaning a hair brush. (12 marks)

3 pts. @ 4 marks each

Remove all hair. Wash in warm water to remove remaining dust and dry scales.

Disinfect, rinse and dry.

If soaking brushes do not soak brushes with metal or wooden parts.

Natural bristles brushes should be placed bristle side down and left to dry naturally.

IN A SALON

Use a sterilising cabinet between clients if working in a salon.

Brushes will however require physical cleaning as above from time to time to remove hair, dust and dry scales.

- (e) Indicate with a tick (✓) whether **each** of the following statements is true **or** false. (12 marks)

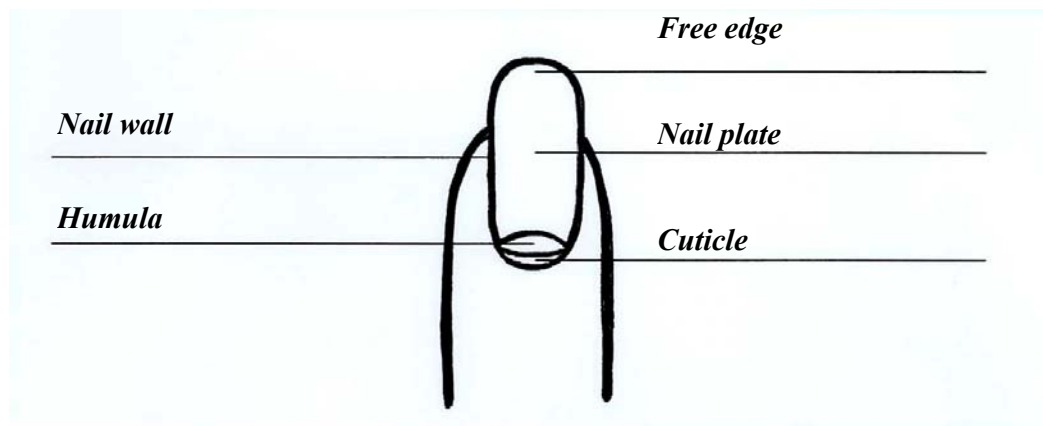
4 @ 3 marks each

		TRUE	FALSE
1.	Brushes and combs with damaged bristles or broken teeth should be replaced.	✓	
2.	The closer the spacing between the rows of bristles on a brush, the easier it will flow through the hair.		✓
3.	The best type of brush to use to apply permanent colour to the hair is a vent brush.		✓
4.	A tail comb is used when doing an up-style.	✓	

Section 3 – Beautycare

(Attempt Question 5 or Question 6 from this section, each question carries 60 marks)

5. (a) Label the diagram of the nail below to indicate the position of **each** of the following: (10 marks)
 cuticle; nail plate; lunula (half moon); nail wall; free edge.
 5 @ 2 marks each



- (b) List **four** factors that can affect the growth and health of the natural nail. (12 marks)

4 @ 3 marks each

- | | | | | |
|----|--|------------------------------------|--------------------------------------|----------------|
| 1. | <i>Illness</i> | <i>Excessive use of detergents</i> | <i>Injury</i> | <i>Hygiene</i> |
| 2. | <i>Ageing</i> | <i>Calcium deficiency</i> | <i>Contact with solvents</i> | |
| 3. | <i>Nail biting</i> | <i>Poor diet</i> | <i>Harsh weather conditions</i> | |
| 4. | <i>Toe nails – poorly fitting shoes (ingrown toenails)</i> | | <i>Toe nails – incorrect cutting</i> | |

- (c) List the equipment, implements / tools and materials which are required to carry out a manicure. (18 marks)

9 @ 2 marks each

Equipment _____
Table or Trolley

Lamp

Sanitisation Jar

Bowls

Towels

Implements / tools

<i>Nail scissors</i>	<i>Buffer</i>
<i>Nail files</i>	<i>Spatula</i>
<i>Orange sticks/Cuticle pusher</i>	
<i>Cuticle nippers</i>	
<i>Nail brush</i>	

Materials

3 @ 2 marks each

<i>Disinfectant</i>	<i>Nail Polishes</i>
<i>Tissues</i>	<i>Base Coat</i>
<i>Cotton Wool</i>	<i>Top Coat</i>
<i>Nail Polish Remover</i>	<i>Nail Hardener</i>
<i>Cuticle Cream/Oil</i>	<i>Hand Cream</i>
<i>Cuticle Remover</i>	<i>Buffing Paste</i>

- (d) Describe **four** ways in which a manicure for a male differs from a manicure for a female. (20 marks)
4 @ 5 marks each

- Nails are filed to a shorter length.*

Nails are shaped square rather than oval.

The coloured nail polish is omitted.
- Nails are buffed if a shine is required.*

Un-perfumed lotions are used for hand massage.

A deeper movement is used during the hand and arm massage.
-
-

6. (a) List **four** functions of the skin. (12 marks)
4 @ 3 marks each
1. *Protects from physical injury.*
Protects from excessive water loss.
 2. *Protects against penetration of foreign bodies.*
Protects against sudden temperature change.
 3. *Protects against the invasion of bacteria and other microorganisms.*
Stores fat.
 4. *Produces Vitamin D.*
Allows the feelings of touch, pressure, pain, heat and cold.
- (b) What part of the body has the thickest skin? (4 marks)
1 @ 4 marks
- Soles of the feet.*
- (c) Give **four** reasons why skin may become dehydrated. (12 marks)
4 @ 3 marks each
1. *In cold weather through moisture evaporation*
In hot weather through perspiration
 2. *Air Conditioning – exposure to*
Central Heating – exposure to
 3. *Environmental pollutants – exposure to*
Harsh use of chemicals e.g detergents and soaps.
 4. *Use of some medications.*
Use of alcohol.
- (d) List **four** possible characteristics of skin that is beginning to show the signs of ageing. (12 marks)
4 @ 3 marks each
1. *Loss of elasticity* *Wrinkles appear*
 2. *Dryer* *Muscle tone reduced*
 3. *Skin appears thinner* *Irregular pigmentation*
 4. *Broken capillaries*
- Underlying bone structure becomes more obvious*
Sallow due to poor blood circulation
Puffiness due to decrease in metabolic rate

- (e) Describe in detail how premature ageing of the skin can be prevented. (20 marks)
5 points @ 4 marks each.

Ensure a good skin care routine – cleansing, toning and moisturising

Use additional skin care products e.g. eye cream, night cream, anti-wrinkle cream, collagen cream etc. with sun factor protection

Protect skin from elements/weather and extremes of temperature.

Avoid over-exposure of skin to sun or use of sun-beds. Use high factor sun protection products.

Protect the skin from drying out from central heating and air conditioning.

Drink plenty of water to speed up the elimination of waste and toxins which affect the skin.

Eat a balanced diet.

Get enough sleep. Tiredness deprives the skin of energy it needs to recover and regenerate.

Avoid harsh treatment – do not pull or stretch the skin. Be gentle when using skin care products.

Control alcohol intake as alcohol raises the blood pressure and causes blood capillaries to dilate.

Section 4 - Bodycare

(Attempt Question 7 or Question 8 from this section, each question carries 60 marks)

7. (a) List **six** factors that you would consider when choosing and purchasing a pair of spectacles. (12 marks)

6 @ 2 marks each

1.	<i>Style of frame</i>	<i>Shape of frame</i>
2.	<i>Comfortable fit</i>	<i>Size</i>
3.	<i>Lifestyle</i>	<i>Possible uses</i>
4.	<i>Colour of frame and lens</i>	<i>Durability</i>
5.	<i>Cost</i>	<i>Shape of face</i>
6.	<i>Co-ordinates with style of clothes, hair and jewellery worn</i>	

- (b) Discuss the suitability of *off-the-shelf* spectacles sold without a prescription in pharmacies and other outlets. (12 marks)

3 points @ 4 marks each

Cheap and easily accessible glasses for reading – no waiting for eye tests or glasses to be made-up.

Don't allow for the fact that a different prescription may be needed in each eye.

There is a risk that by not visiting an optician that eye problems such as cataracts, glaucoma etc. will not get diagnosed early enough.

- (c) Describe how you would care for a pair of spectacles. (12 marks)

3 points @ 4 marks

Keep clean by using a special lens cleaner or washing gently.

When not wearing, store in a protective case.

Never place glasses face down on their lenses.

Put on and take off with both hands.

Never use paper products to clean lens as this can cause scratching.

If adjustment is needed get it done professionally.

- (d) Identify **two** different types of contact lenses and give a brief description of each. (12 marks)

Type of contact lens 2 marks *Soft contact lenses*

Description 4 marks *Made of plastic that incorporates water to make them soft and flexible.*

Available as daily disposable or extended wear lasting 2 – 4 weeks.

Type of contact lens 2 marks *Hard contact lenses*

Description 4 marks *Made of durable plastic. Not very popular anymore. Some people prefer them because they are durable and cost effective as they can be used long term.*

- (e) Outline briefly how computer eyestrain can be reduced. (12 marks)
3 points @ 4 marks each

Take regular breaks e.g. 30 – 60 minutes.

Design your workstation to place the screen a few centimetres below eye level.

Eliminate reflections from the screen by using a screen shield.

Do not have screen excessively bright.

Use a copy holder to place documents in so that they are the same distance from the users eyes as the monitor.

Place the screen further away since eye strain tends to increase as tasks are closer.

Have properly designed lenses for the task.

Use eye lubricants if needed.

8. (a) List **six** items of bodycare equipment or materials that can be used in the bath or shower. (12 marks)

6 items @ 2 marks each.

1.	<i>Loofah</i>	<i>Bath Salts</i>	
2.	<i>Body Brush</i>	<i>Soap</i>	<i>Body Lotion</i>
3.	<i>Nail Brush</i>	<i>Exfoliator Scrub</i>	
4.	<i>Pumice Stone</i>	<i>Shower/Bath Gel</i>	
5.	<i>Pedicure File</i>	<i>Aromatherapy Oils</i>	
6.	<i>Sponges</i>	<i>Shampoo</i>	
	<i>Face Cloths</i>	<i>Conditioner</i>	<i>etc</i>

- (b) Explain the difference between a *deodorant* and an *antiperspirant deodorant*. (12 marks)

Deodorant 6 marks

Generally not as effective as anti-persperants. They really only make smells.

They do not deal with the real cause of the problem which is the build up of sweat.

Antiperspirant deodorant 6 marks

Prevents the build up of sweat which causes body odour.

- (c) What factors would you consider when selecting and wearing a perfume or an after-shave? (12 marks)

Always try out a perfume or after-shave on your skin first before purchasing as they can smell different on different people.

When testing never try out more than two at a time as smells will become confused.

Different products/smells are suitable for different occasions and age groups.

Intense smells are more suited to eveningwear and special occasions.

Lighter smells are more suitable for daywear.

Best not to use too much – be subtle. If using a perfume spray a mist into the air and walk into it.

- (d) Explain the difference between a *wet shave* and a *dry shave* for a male and give **one** advantage and **one** disadvantage of **each**. (16 marks)

1. Wet shave 4 marks

A razor is used to remove wet hairs from face. A special oil shaving foam or mousse etc. is used to wet the face and hairs. Some razors are disposable while others have disposable blades.

Advantage 2 marks • Affordable • Gives a close shave
• Feels fresh and clean afterwards.

Disadvantage 2 marks • Takes more time than using an electric shaver • Facial
Cuts if skin is not stretched taught or blade is blunt • Skin rashes if eg. Lather
dries out or razor is blunt Can be awkward on wrinkled skin

2. Dry shave 4 marks

Hair is removed with an electric razor that has rotating or vibrating blades

Advantage 2 marks Quick, easy and convenient to use eg. Can be plugged into
Cigarette lighter in car. Cheaper to maintain than cost involved in wet shaving. •
Generally causes less irritation to the skin than wet shaving.

Disadvantage 2 marks Initial purchase expensive Generally does not produce as
close a shave as not shaving with a razor.

- (e) What is *electrolysis*? (8 marks)

Removing unwanted hair (4 marks)

by passing an electric current through the hair root (4 marks)

<i>For the examiner only</i>	
Question	Mark
1	
2	
3	
4	
5	
6	
7	
8	
Total Mark	