

**OXFORD CAMBRIDGE AND RSA EXAMINATIONS**  
**GCSE**

**B671/01**  
**SOCIOLOGY**  
**Sociology Basics**

**FRIDAY 17 MAY 2013: Afternoon**  
**DURATION: 1 hour**  
**plus your additional time allowance**  
**MODIFIED ENLARGED**

<b>Candidate forename</b>		<b>Candidate surname</b>	
-------------------------------	--	------------------------------	--

<b>Centre number</b>						<b>Candidate number</b>				
--------------------------	--	--	--	--	--	-----------------------------	--	--	--	--

**Candidates answer on the Question Paper.**

**OCR SUPPLIED MATERIALS:**

**None**

**OTHER MATERIALS REQUIRED:**

**None**

**READ INSTRUCTIONS OVERLEAF**

## **INSTRUCTIONS TO CANDIDATES**

- **Write your name, centre number and candidate number in the boxes on the first page. Please write clearly and in capital letters.**
- **Use black ink. HB pencil may be used for graphs and diagrams only.**
- **Answer ALL the questions.**
- **Read each question carefully. Make sure you know what you have to do before starting your answer.**
- **Write your answer to each question in the space provided. If additional space is required, you should use the lined pages at the end of this booklet. The question number(s) must be clearly shown.**

## **INFORMATION FOR CANDIDATES**

- **The number of marks is given in brackets [ ] at the end of each question or part question.**
- **The total number of marks for this paper is 60.**
- **You will be awarded marks in questions 5 and 9 for the quality of written communication of your answer.**
- **Any blank pages are included.**

**BLANK PAGE**

## **SECTION A – RESEARCH METHODS AND EVIDENCE**

**Answer ALL questions.**

### **SOURCE A: MENTAL HEALTH TODAY**

**For my major research project at university, I decided to focus on reasons for the rise in mental health problems in the UK. This was a topic of personal interest to me as several of my family and friends had been prescribed anti-depressants.**

**I was not interested in finding out about patterns and trends but instead aimed to produce in-depth information about mental health issues.**

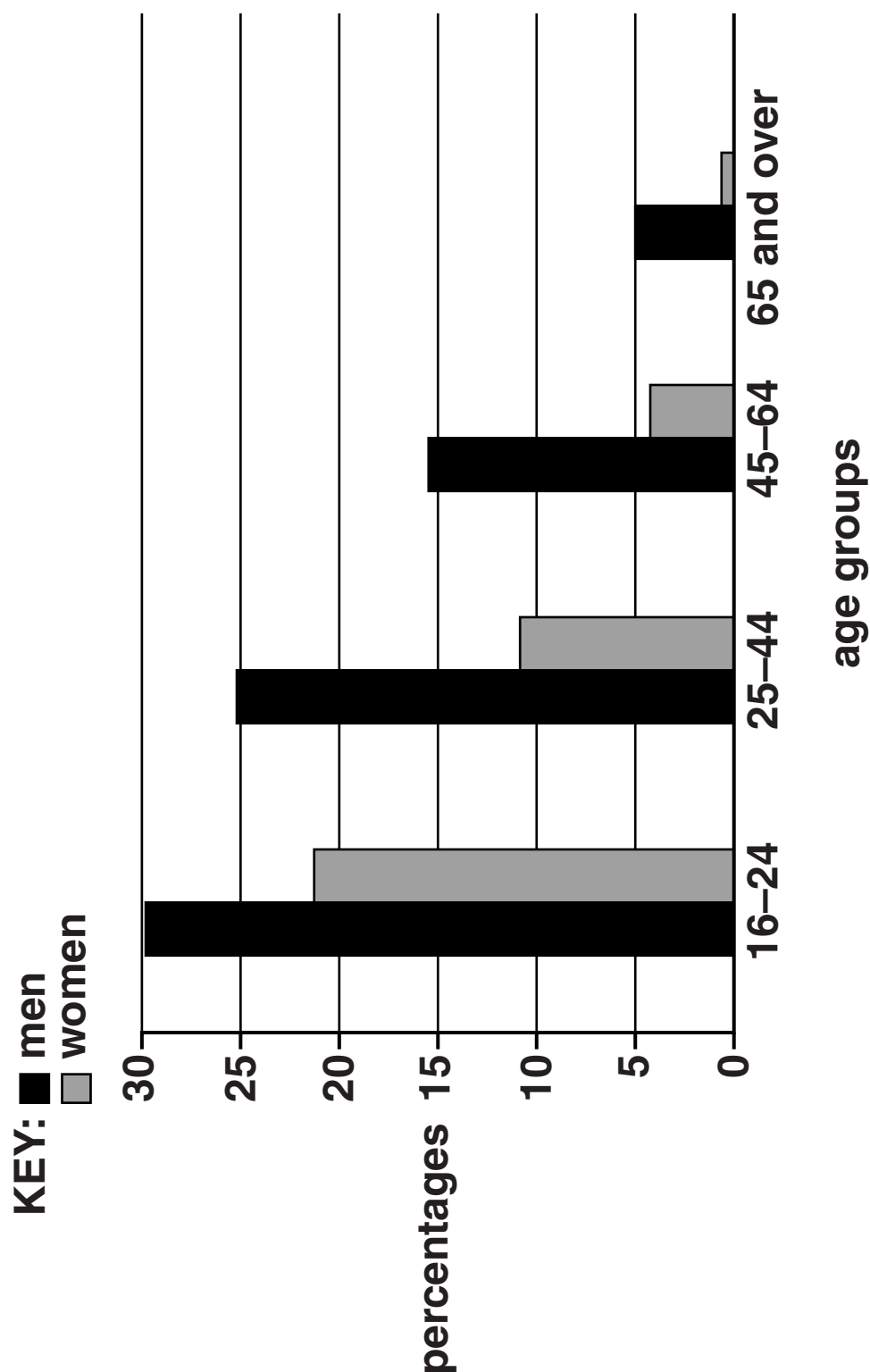
**A close friend of mine who had been diagnosed with depression herself agreed to be in my sample and said she would find me other participants using her own and her friends' contacts.**

**I ended up with a sample of 10 female students from my university that I used for my longitudinal study. Before starting my research I carried out a pilot study.**

**(University student's research, 2013, Scotland)**

**SOURCE B: ALCOHOL AND GENDER**

**Men and women who drank heavily on at least one day in the previous week**



**(Adapted from UK Government statistics, ONS, 2005)**

- 1 Using SOURCE A to help you, state whether the following statements (a–d) are TRUE or FALSE.

Circle the correct answer like this:

**TRUE** FALSE

Or

TRUE **FALSE**

- (a) The researcher was a school student.

TRUE FALSE [1]

- (b) The research took a long time to complete.

TRUE FALSE [1]

- (c) A snowball sample was used to get the participants for the research.

TRUE FALSE [1]

- (d) The data gathered from the study was qualitative.

TRUE FALSE [1]

**2 Identify and explain TWO reasons why the research in SOURCE A might NOT be useful for showing the experience of ALL people with mental health issues in the UK.**

**1** \_\_\_\_\_  
\_\_\_\_\_  
\_\_\_\_\_  
\_\_\_\_\_

**2** \_\_\_\_\_  
\_\_\_\_\_  
\_\_\_\_\_  
\_\_\_\_\_

**[4]**

**3 (a) Describe why a pilot study is used in sociological research.**

---

---

---

---

[2]

**(b) (i) Describe ONE advantage of using a longitudinal study as a research method.**

---

---

[1]

**(ii) Describe ONE disadvantage of using a longitudinal study as a research method.**

---

---

[1]



- 4 (a) (i) Using SOURCE B, identify the age group in which women are most likely to drink heavily.

\_\_\_\_\_ [1]

- (ii) Using SOURCE B, what percentage of men aged 65 and over drank heavily?

\_\_\_\_\_ [1]

- (b) Identify and explain TWO reasons why the evidence in SOURCE B might NOT be accurate.

1 \_\_\_\_\_

\_\_\_\_\_

\_\_\_\_\_

\_\_\_\_\_

2 \_\_\_\_\_

\_\_\_\_\_

\_\_\_\_\_

\_\_\_\_\_

[4]

- 5 'In the UK, males are more likely than females to have poor health.'

**Explain and justify the METHODS and EVIDENCE you would use to investigate this hypothesis.**

**You MUST include the following:**

**first primary method and sample;**

**second primary method and sample;**

**secondary evidence;**

**how your research will help you investigate the hypothesis 'In the UK, males are more likely than females to have poor health'.**

**[12]**

---

---

---

---

---

---

---

---

---

---

[illegible]

## SECTION B – KEY CONCEPTS IN SOCIOLOGY

Answer ALL questions.

6 Look at the diagram below.

Match the key sociological concept with an arrow to the correct definition. The first one is done for you. There are more definitions than concepts. [4]

KEY CONCEPT	DEFINITION
ascribed status	a social position people are born into, this is fixed
	the process of learning norms and values
culture	acting in a way that society sees as typically female behaviour
stereotype	a generalised and simplistic view of a group of people which ignores individual differences
femininity	rewards used to encourage acceptable behaviour
socialisation	the whole way of life of a society



## SOURCE C: IMAGES OF TRADITIONAL MASCULINITY

businessman

in the pub

builder

physical  
strength



- 7 (a) SOURCE C shows examples of traditional masculine behaviour.

Identify one agent of socialisation which might encourage traditional masculine behaviour.

\_\_\_\_\_ [1]

- (b) Identify one way that men's behaviour is becoming less traditionally masculine.

\_\_\_\_\_  
\_\_\_\_\_ [1]

**(c) Identify and explain TWO sanctions that could be used to prevent unacceptable behaviour in society.**

**1** \_\_\_\_\_

\_\_\_\_\_

\_\_\_\_\_

\_\_\_\_\_

**2** \_\_\_\_\_

\_\_\_\_\_

\_\_\_\_\_

\_\_\_\_\_

**[4]**

**(d) Identify and explain ONE role played in a school.**

\_\_\_\_\_

\_\_\_\_\_

\_\_\_\_\_

\_\_\_\_\_

**[2]**

**(e) Identify and explain ONE example of role conflict.**

---

---

---

---

**[2]**

**8 (a) Identify and describe ONE example of a subculture.**

---

---

---

---

**[2]**

**(b) Identify and describe ONE example of gender differences in the workplace.**

---

---

---

---

**[2]**



**9 'The mass media socialises people into their gender identity.'**

**Evaluate the arguments FOR and AGAINST this claim.**

**[12]**

[illegible]

---

---

---

---

---

---

---

---

---

**END OF QUESTION PAPER**

### ADDITIONAL ANSWER SPACE

**If additional answer space is required, you should use the following lined page(s). The question number(s) must be clearly shown in the margins.**

[illegible]



**BLANK PAGE**

**BLANK PAGE**

**BLANK PAGE**

## Copyright Information

OCR is committed to seeking permission to reproduce all third-party content that it uses in its assessment materials. OCR has attempted to identify and contact all copyright holders whose work is used in this paper. To avoid the issue of disclosure of answer-related information to candidates, all copyright acknowledgements are reproduced in the OCR Copyright Acknowledgements Booklet. This is produced for each series of examinations and is freely available to download from our public website ([www.ocr.org.uk](http://www.ocr.org.uk)) after the live examination series.

If OCR has unwittingly failed to correctly acknowledge or clear any third-party content in this assessment material, OCR will be happy to correct its mistake at the earliest possible opportunity.

For queries or further information please contact the Copyright Team, First Floor, 9 Hills Road, Cambridge CB2 1GE.

OCR is part of the Cambridge Assessment Group; Cambridge Assessment is the brand name of University of Cambridge Local Examinations Syndicate (UCLES), which is itself a department of the University of Cambridge.

