

**OXFORD CAMBRIDGE AND RSA EXAMINATIONS**  
**GCSE**  
**TWENTY FIRST CENTURY SCIENCE**

**A181/01**  
**PHYSICS A/SCIENCE A**  
**Modules P1 P2 P3**  
**(Foundation Tier)**

**MONDAY 19 MAY 2014: Afternoon**  
**DURATION: 1 hour**  
**plus your additional time allowance**

**MODIFIED ENLARGED**

<b>Candidate forename</b>		<b>Candidate surname</b>	
-------------------------------	--	------------------------------	--

<b>Centre number</b>						<b>Candidate number</b>				
--------------------------	--	--	--	--	--	-----------------------------	--	--	--	--

**Candidates answer on the Question Paper.**  
**A calculator may be used for this paper.**

**OCR SUPPLIED MATERIALS:**

**None**

**OTHER MATERIALS REQUIRED:**

**Pencil**  
**Ruler (cm/mm)**

**READ INSTRUCTIONS OVERLEAF**

## **INSTRUCTIONS TO CANDIDATES**

**Write your name, centre number and candidate number in the boxes on the first page. Please write clearly and in capital letters.**

**Use black ink. HB pencil may be used for graphs and diagrams only.**

**Answer ALL the questions.**

**Read each question carefully. Make sure you know what you have to do before starting your answer.**

**Write your answer to each question in the space provided. Additional paper may be used if necessary but you must clearly show your candidate number, centre number and question number(s).**

## **INFORMATION FOR CANDIDATES**

**The quality of written communication is assessed in questions marked with a pencil ().**

**A list of physics equations is printed on pages 4 and 5.**

**The number of marks is given in brackets [ ] at the end of each question or part question.**

**The total number of marks for this paper is 60.**

**Any blank pages are indicated.**

**BLANK PAGE**

# **TWENTY FIRST CENTURY SCIENCE DATA SHEET**

## **USEFUL RELATIONSHIPS**

### **THE EARTH IN THE UNIVERSE**

$$\text{distance} = \text{wave speed} \times \text{time}$$

$$\text{wave speed} = \text{frequency} \times \text{wavelength}$$

### **SUSTAINABLE ENERGY**

$$\text{energy transferred} = \text{power} \times \text{time}$$

$$\text{power} = \text{voltage} \times \text{current}$$

$$\text{efficiency} = \frac{\text{energy usefully transferred}}{\text{total energy supplied}} \times 100\%$$

## **EXPLAINING MOTION**

$$\text{speed} = \frac{\text{distance travelled}}{\text{time taken}}$$

$$\text{acceleration} = \frac{\text{change in velocity}}{\text{time taken}}$$

$$\text{momentum} = \text{mass} \times \text{velocity}$$

$$\frac{\text{change of momentum}}{\text{force}} = \frac{\text{resultant}}{\text{force}} \times \frac{\text{time for which it acts}}{\text{it acts}}$$

$$\frac{\text{work done by a force}}{\text{force}} = \frac{\text{distance moved in the direction of the force}}{\text{direction of the force}}$$

$$\text{amount of energy transferred} = \text{work done}$$

$$\frac{\text{change in gravitational potential energy}}{\text{weight}} = \frac{\text{vertical height difference}}{\text{vertical height difference}}$$

$$\text{kinetic energy} = \frac{1}{2} \times \text{mass} \times [\text{velocity}]^2$$

## **ELECTRIC CIRCUITS**

$$\text{power} = \text{voltage} \times \text{current}$$

$$\text{resistance} = \frac{\text{voltage}}{\text{current}}$$

$$\frac{\text{voltage across primary coil}}{\text{voltage across secondary coil}} = \frac{\text{number of turns in primary coil}}{\text{number of turns in secondary coil}}$$

## **RADIOACTIVE MATERIALS**

$$\text{energy} = \text{mass} \times [\text{speed of light in a vacuum}]^2$$

**Answer ALL the questions.**

**1 This question is about objects which orbit the Sun.**

**(a) The table has data on the orbits of three planets around the Sun.**

<b>Planet</b>	<b>Distance from the Sun (millions of km)</b>	<b>Speed (km/s)</b>	<b>Diameter of planet (thousands of km)</b>
<b>Mercury</b>	<b>60</b>	<b>50</b>	<b>4.88</b>
<b>Earth</b>	<b>150</b>	<b>30</b>	<b>12.8</b>
<b>Jupiter</b>	<b>780</b>	<b>13</b>	<b>143</b>

**(i) Which of the following statements correctly describes a correlation shown in the table? Put a tick (✓) in the box next to the correct statement.**

**Bigger planets have a greater speed.**

☐

**Planets closer to the Sun have a greater speed.**

☐

**Smaller planets are more distant from the Sun.**

☐

**[1]**

- (ii) The planet Mars orbits at a distance of 230 million km from the Sun.

Use information from the table to **ESTIMATE** the speed of Mars in its orbit.

Explain your answer.

estimated speed = \_\_\_\_\_ km/s

\_\_\_\_\_

\_\_\_\_\_

[2]

**(b) Planets are not the only objects which orbit our Sun.**

**Complete the sentences below, using words from the list.**

**asteroids**

**comets**

**galaxy**

**moons**

**solar system**

**stars**

**Universe**

**The Sun is at the centre of our \_\_\_\_\_ .**

**Many small objects orbit the Sun. Some of these are made of ice and dust, and often have orbits which are not circular. These are \_\_\_\_\_ .**

**Other small objects are stony. Most of these have orbits between Mars and Jupiter.**

**These are \_\_\_\_\_ .**

**[3]**

**[Total: 6]**



**2 This question is about earthquakes.**

- (a) (i) Which of the following statements about earthquakes are correct?**

**Put ticks (✓) in the boxes next to the TWO correct statements.**

**Earthquakes happen only in mountains.**

☐

**Earthquakes never happen under the sea.**

☐

**Earthquakes are caused by global warming.**

☐

**Earthquakes usually happen where tectonic plates meet.**

☐

**Volcanoes are often found in regions where earthquakes are common.**

☐

**[2]**

- (ii) In some parts of the Earth's crust there are large regions of liquid rock (magma). The diagram opposite shows an earthquake P-wave and an S-wave travelling through solid rock and arriving at a region of magma.**

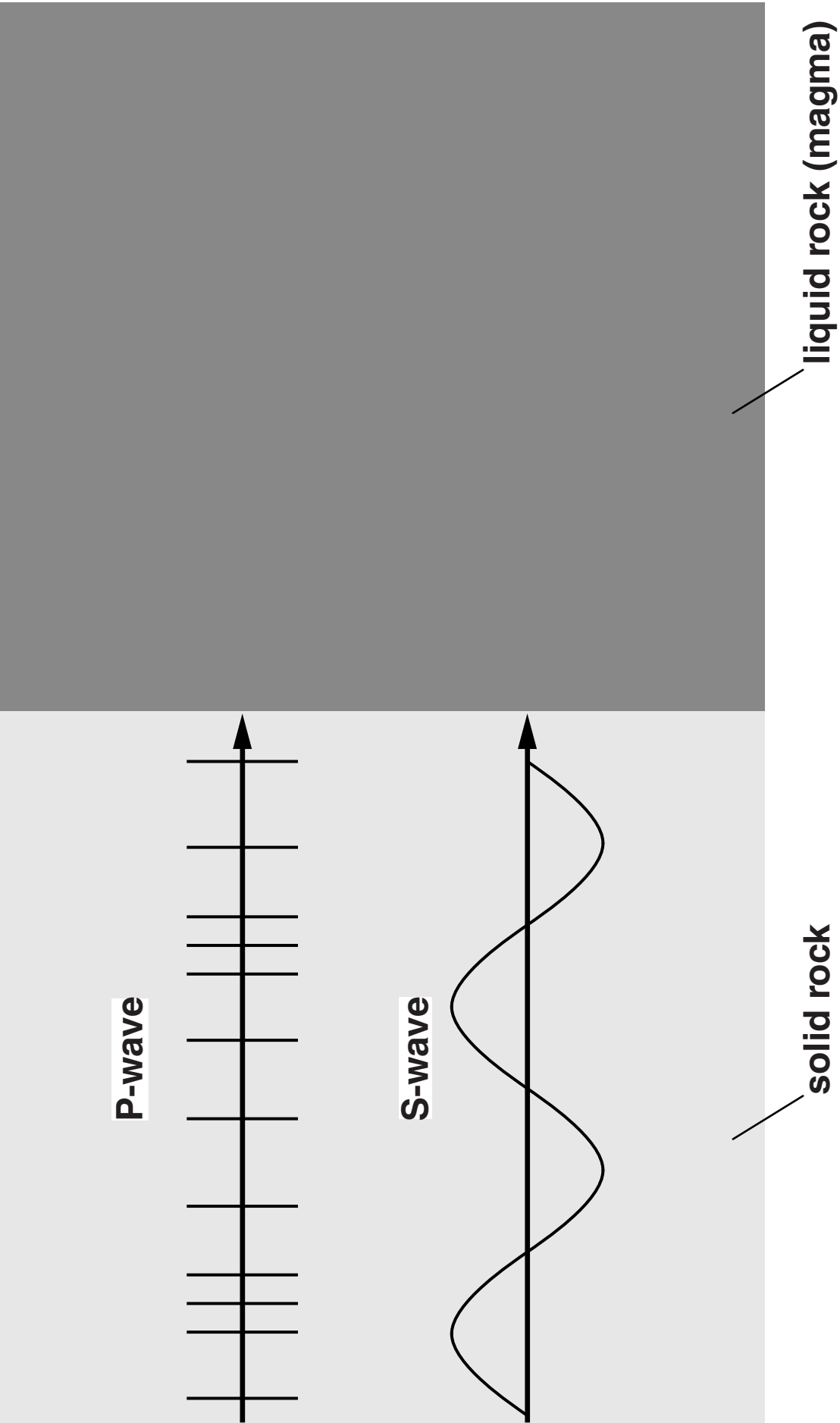
**What happens to each wave when it reaches the magma?**

---

---

---

**[2]**



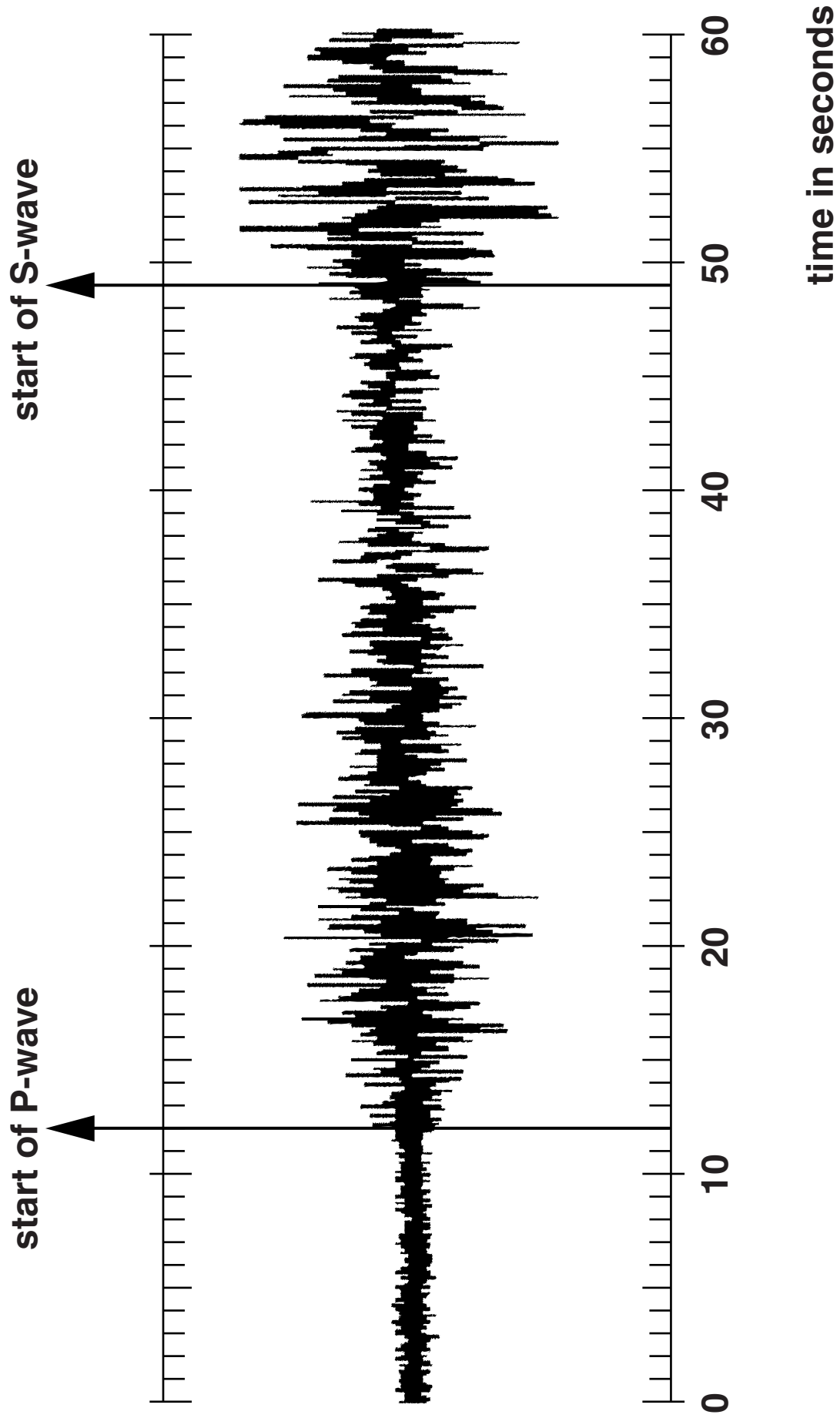
- (b) The diagram opposite shows the record at a detector of an earthquake.**

**Earth scientists estimate the distance from an earthquake to the detector using the rule:**

**1 second of time delay between the arrival of the P-waves and the arrival of the S-waves corresponds to a distance of 8 km.**

- (i) Use the diagram to find the distance between the earthquake and the detector.**

**answer = \_\_\_\_\_ [2]**



- (ii) The graph opposite shows the actual time delay for different distances from the earthquake.

Use the graph to show that the '8 km for every second of delay' rule works much better at a distance of 2000 km than at a distance of 4000 km.

---

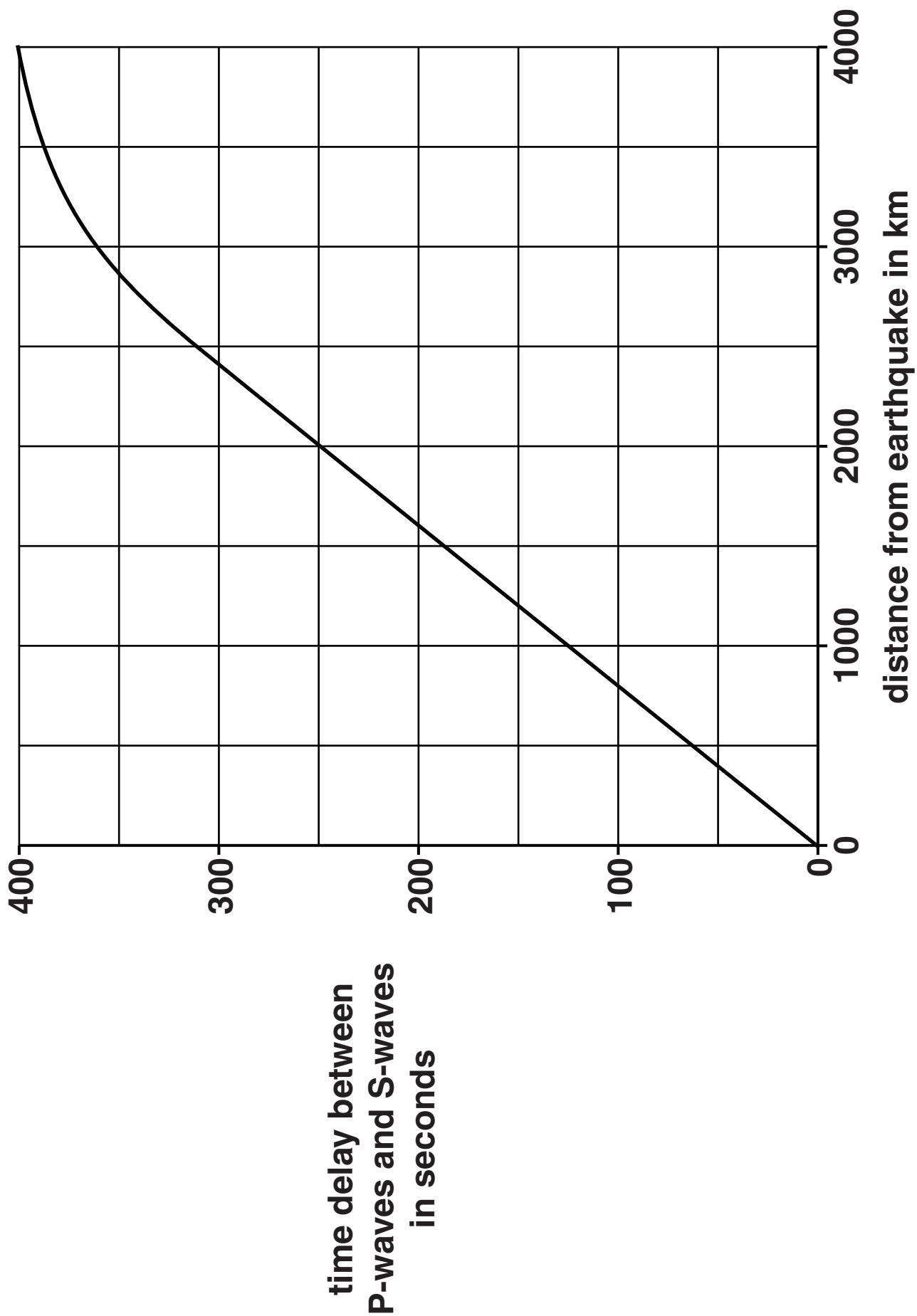
---

---

---

[2]

[Total: 8]



**3 Astronomers first made measurements of distant galaxies using telescopes on the Earth.**

**Accurate measurements of the distances were very difficult to make.**

**Describe how astronomers measure distances to stars and galaxies.**

**Suggest why measurements made today are more accurate.**



**The quality of written communication will be assessed in your answer.**

---

---

---

---

---

---

---

---

---

---

---

**[6]**

**[Total: 6]**



- 4 (a) Some of the statements below are true, and some are false.  
Put a tick (✓) in the correct box after each statement.**

	<b>TRUE</b>	<b>FALSE</b>
<b>High frequency photons have more energy than low frequency photons.</b>	<input type="checkbox"/>	<input type="checkbox"/>
<b>Microwave radiation has the lowest frequency in the electromagnetic spectrum.</b>	<input type="checkbox"/>	<input type="checkbox"/>
<b>Photons are packets of energy.</b>	<input type="checkbox"/>	<input type="checkbox"/>
<b>Red light has higher frequency than violet light.</b>	<input type="checkbox"/>	<input type="checkbox"/>
<b>The intensity of radiation gets larger when you get closer to its source.</b>	<input type="checkbox"/>	<input type="checkbox"/>

**[3]**

- (b) The diagram opposite shows two lamps giving out coloured light.

The energy of photons is measured in units called eV.

The table shows the energy of photons of these two colours of light.

Colour	Energy in eV
violet	3
orange	2

Each surface is lit up with the **SAME INTENSITY** over the same area.

Use information in the table to compare the numbers of photons arriving at each surface each second.

Explain your answer.

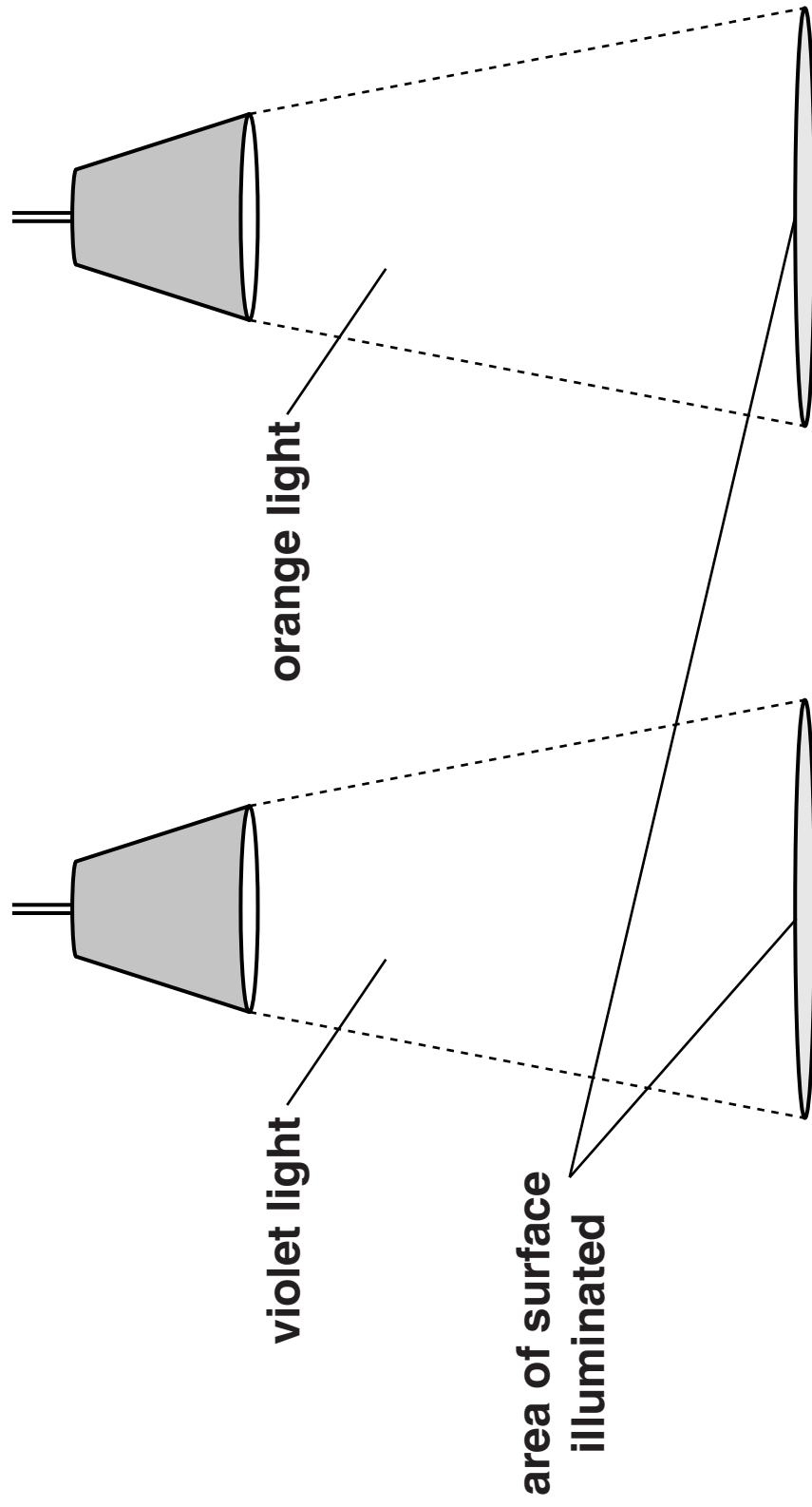
---

---

---

[2]

[Total: 5]



**5 The Sun gives out a lot of ultraviolet radiation.  
This can damage living cells.**

**(a) Describe how the Earth's atmosphere helps to  
protect us against this damage.**

---

---

---

---

**[2]**

**(b) We can help prevent ultraviolet damage to our  
skin by the way we behave in sunny weather.  
Describe and explain one way we can do this.**

---

---

---

---

**[2]**

**[Total: 4]**

- 6 **Brian will not get a microwave oven for his kitchen. He is sure they are dangerous. His ideas are a bit confused.**



**Explain to Brian why he is wrong, and why microwave ovens are safe to use.**

---

---

---

---

**[2]**

**[Total: 2]**

- 7 The two graphs show changes in the Earth's atmosphere over the past 250 000 years.**

**The graphs show that there is a CORRELATION between average temperature and carbon dioxide concentration.**

**How can you tell there is a correlation, and what is the CAUSE of this correlation?**



**The quality of written communication will be assessed in your answer.**

---

---

---

---

---

---

---

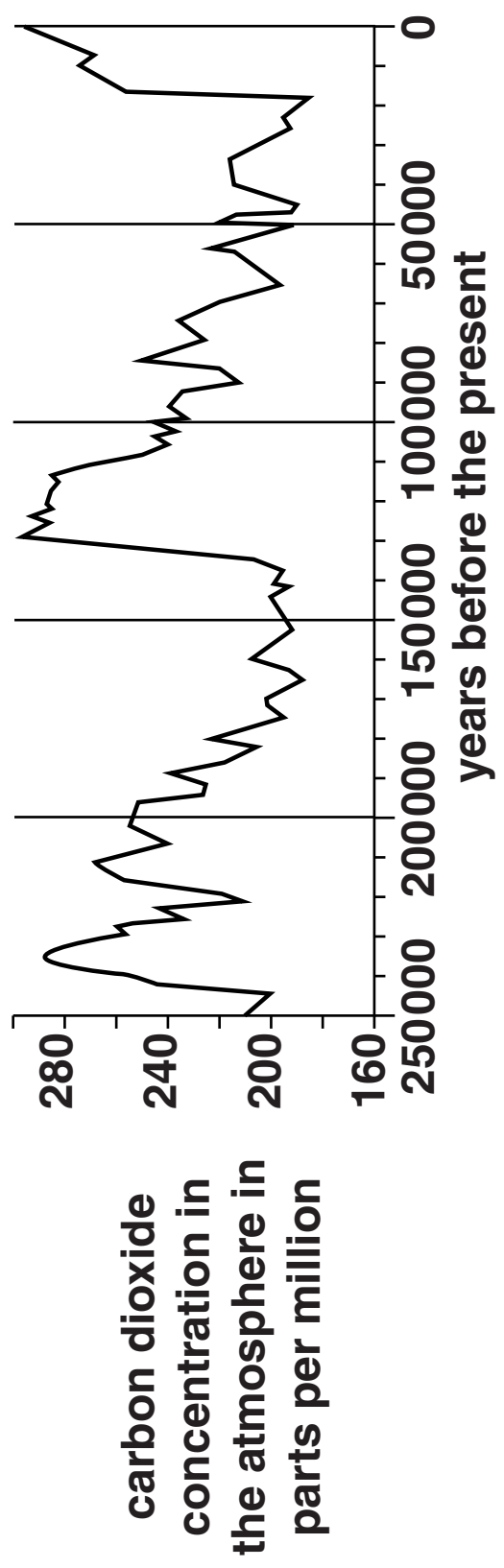
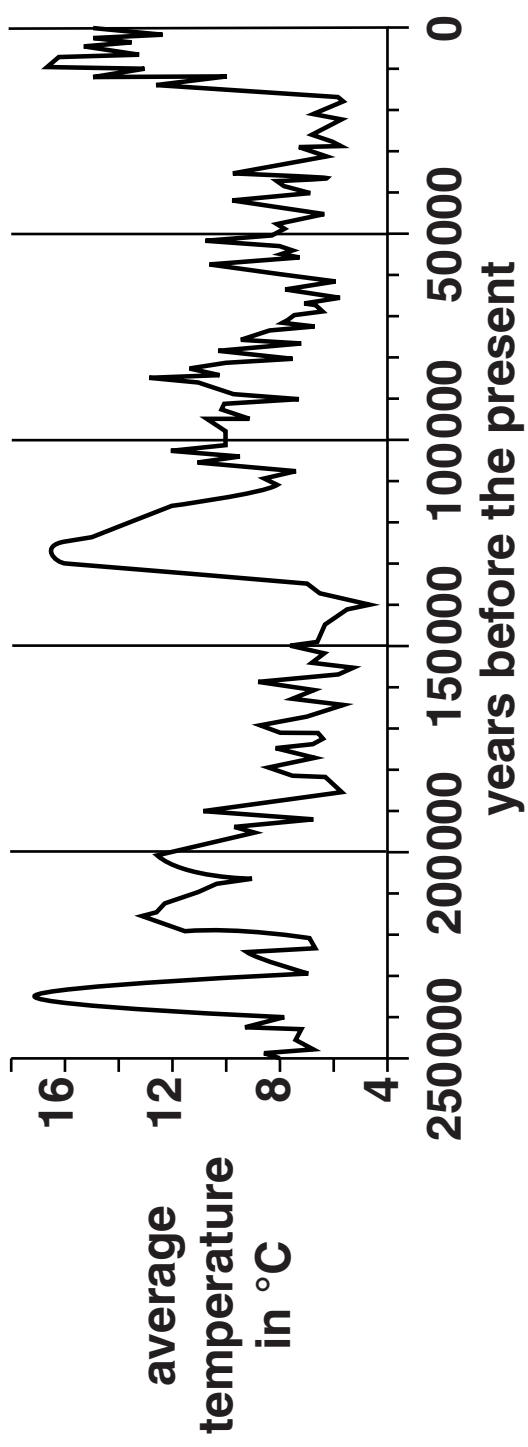
---

---

---

**[6]**

**[Total: 6]**



**8 This question is about storing digital images.**

**(a) Which of these units is used to measure the amount of information in a digital image?**

**Put a ring around the correct unit.**

**byte**

**cm<sup>3</sup>**

**hertz**

**watt**

**[1]**

**(b) People who work with digital images use computers.**

**Explain why computers are used to work with these images.**

---

---

---

---

**[2]**

**[Total: 3]**



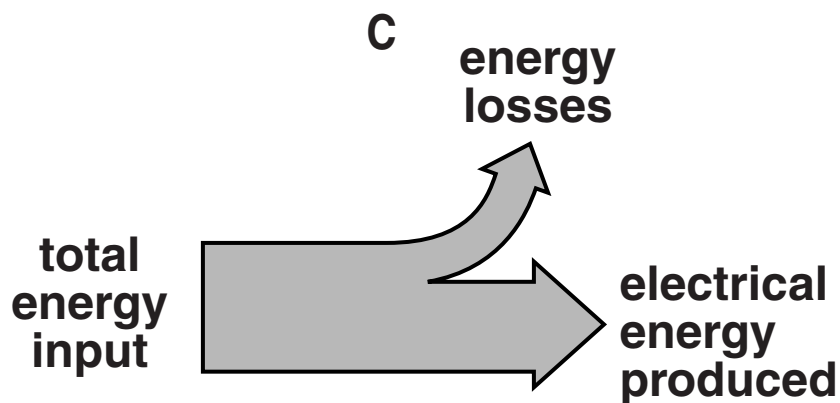
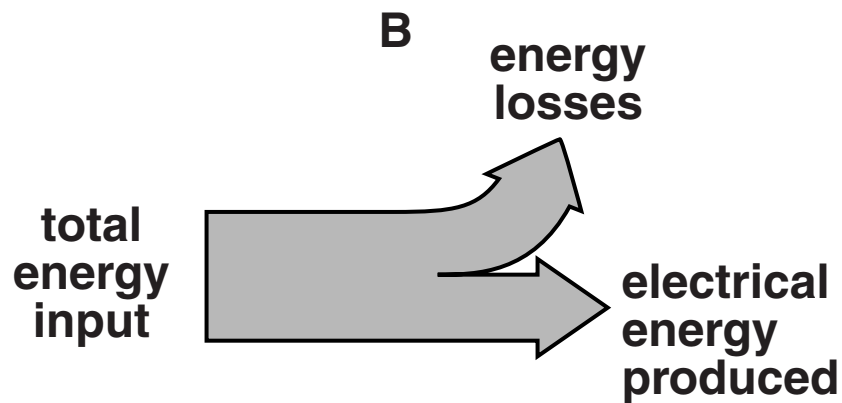
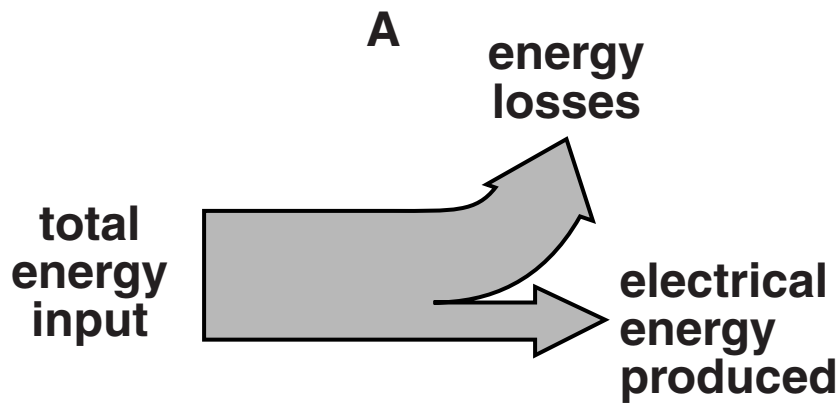
- 9 (a) Which one of these power stations produces greenhouse gases when it is working?**

**Put a tick (✓) in the box next to the correct answer.**

<b>coal burning power station</b>	<input type="checkbox"/>
<b>hydroelectric power station</b>	<input type="checkbox"/>
<b>nuclear power station</b>	<input type="checkbox"/>
<b>wind farm</b>	<input type="checkbox"/>

**[1]**

**(b) The Sankey diagrams below show the energy transfers in three different power stations.**



**Some of the statements below are true, and some are false.**

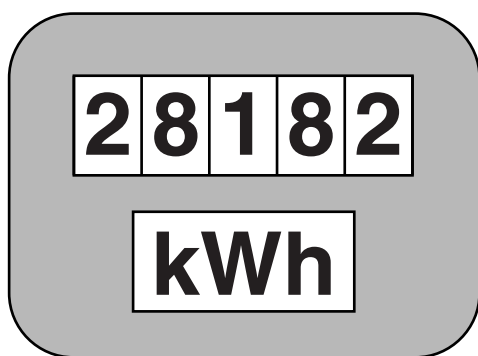
**Put a tick (✓) in the correct box after each statement.**

	<b>TRUE</b>	<b>FALSE</b>
<b>In each power station, total energy input = total energy output.</b>	<input type="checkbox"/>	<input type="checkbox"/>
<b>Modern power stations are more than 100% efficient.</b>	<input type="checkbox"/>	<input type="checkbox"/>
<b>Power station A is more efficient than power station B.</b>	<input type="checkbox"/>	<input type="checkbox"/>
<b>Power station B has an efficiency of about 50%.</b>	<input type="checkbox"/>	<input type="checkbox"/>
<b>Power station C is the most efficient of the three.</b>	<input type="checkbox"/>	<input type="checkbox"/>

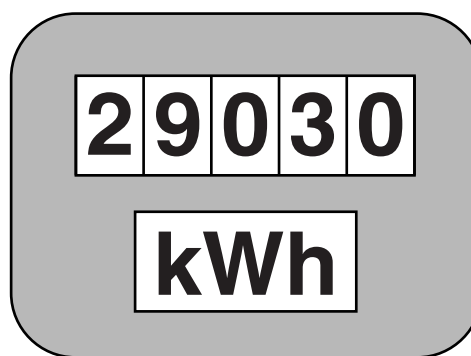
**[3]**

**[Total: 4]**

- 10 The Robinson family have an electricity meter.  
The diagram shows their meter on two different dates.



**6 January**



**6 February**

- (a) Use the meters to find the number of kilowatt hours of energy transferred between 6 January and 6 February.  
Show your working clearly.

energy transferred = \_\_\_\_\_ kWh [1]

- (b) Between 6 July and 6 August, the Robinson's electricity bill showed that they used much fewer kilowatt hours than in (a).  
Suggest and explain ONE reason for this.

---

---

---

[2]

[Total: 3]

- 11 An old fridge works for 24 hours a day, every day of the year.  
The power used is 150 watts.**

- (a) (i) Calculate the number of kilowatt hours of energy transferred in three months.  
Assume that three months = 2000 hours.  
Show your working.**

**number of kilowatt hours = \_\_\_\_\_ [3]**

- (ii) How much does it cost to run this fridge for three months?  
1 kilowatt hour costs 15 p.**

**cost = £ \_\_\_\_\_ [1]**

- (b) A modern fridge rated A++ uses 20 watts.  
This fridge will cost much less to use than the  
old one.  
Suggest why.**

---

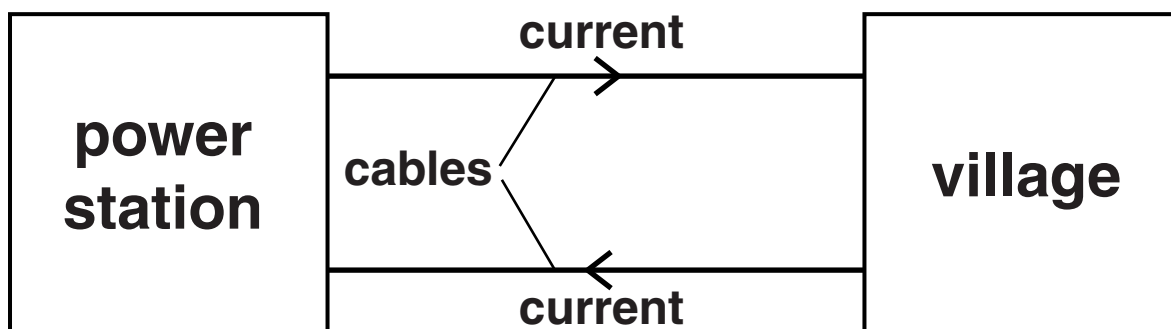
---

**[1]**

**[Total: 5]**

**BLANK PAGE**

- 12 The diagram shows a small village being supplied by electricity from a power station.



The power station produces 100 000 W of electrical power.

The power station could transfer the energy at 250 V or at 2500 V.

The table below shows what happens in each case.

Power produced at power station in W	Power station voltage in V	Power wasted in heating cables in W	Power delivered to village in W
100 000	250	32 000	68 000
100 000	2500	320	99 680



**Use information from the table to decide which voltage should be used.  
Give reasons for your answer.**

---

---

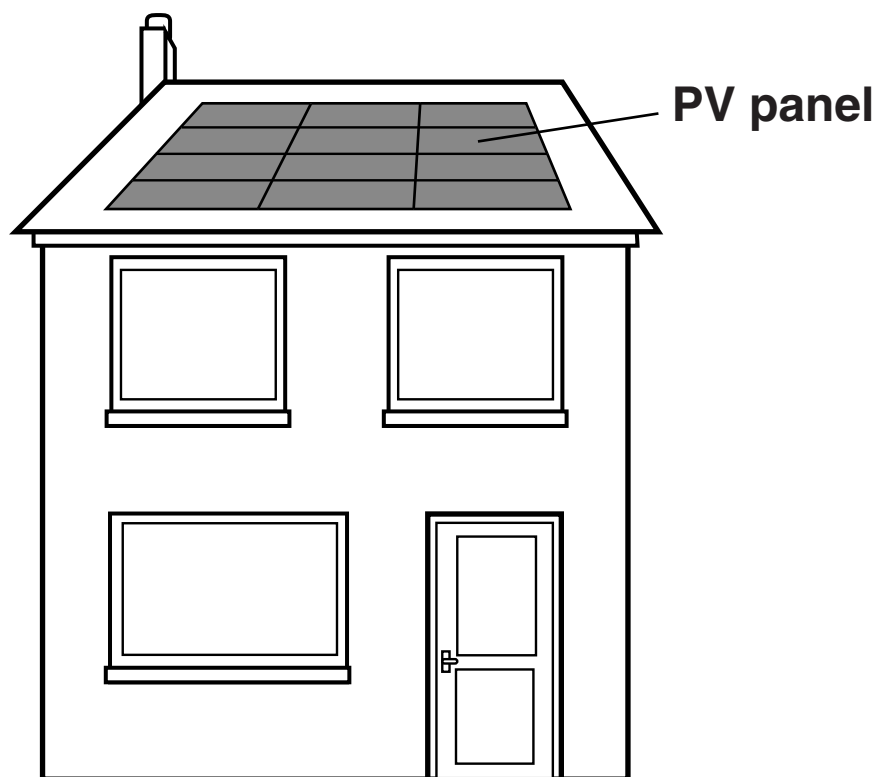
---

---

**[2]**

**[Total: 2]**

- 13 Many house-owners are putting sets of photovoltaic (PV) panels on their roofs to generate electricity during daylight. The panels work best if the roof used is facing south.**



**The data about the type of PV panel shown in the diagram are given in the table.**

<b>size of one panel (m × m)</b>	<b>1.5 × 0.8</b>
<b>average daily energy output of one panel (kWh)</b>	<b>0.6</b>
<b>cost per panel</b>	<b>£200</b>

**A family needs about 24 kWh of electricity per day, averaged out over the winter and the summer.**

**This family has decided to fit 12 panels on their roof to provide their energy needs throughout the year.**

**Discuss the advantages and disadvantages of fitting these panels to their roof.**



**The quality of written communication will be assessed in your answer.**

---

---

---

---

---

---

---

---

---

---

---

**[6]**

**[Total: 6]**

**END OF QUESTION PAPER**



### Copyright Information

OCR is committed to seeking permission to reproduce all third-party content that it uses in its assessment materials. OCR has attempted to identify and contact all copyright holders whose work is used in this paper. To avoid the issue of disclosure of answer-related information to candidates, all copyright acknowledgements are reproduced in the OCR Copyright Acknowledgements Booklet. This is produced for each series of examinations and is freely available to download from our public website ([www.ocr.org.uk](http://www.ocr.org.uk)) after the live examination series.

If OCR has unwittingly failed to correctly acknowledge or clear any third-party content in this assessment material, OCR will be happy to correct its mistake at the earliest possible opportunity.

For queries or further information please contact the Copyright Team, First Floor, 9 Hills Road, Cambridge CB2 1GE.

OCR is part of the Cambridge Assessment Group; Cambridge Assessment is the brand name of University of Cambridge Local Examinations Syndicate (UCLES), which is itself a department of the University of Cambridge.

