

Thursday 24 January 2013 – Morning

**GCSE TWENTY FIRST CENTURY SCIENCE
PHYSICS A**

A181/01 Modules P1 P2 P3 (Foundation Tier)

Candidates answer on the Question Paper.
A calculator may be used for this paper.


OCR supplied materials:
None

Other materials required:

- Pencil
- Ruler (cm/mm)

Duration: 1 hour

MODIFIED LANGUAGE



Candidate forename		Candidate surname	
Centre number		Candidate number	

INSTRUCTIONS TO CANDIDATES

- Write your name, centre number and candidate number in the boxes above. Please write clearly and in capital letters.
- Use black ink. HB pencil may be used for graphs and diagrams only.
- Answer **all** the questions.
- Read each question carefully. Make sure you know what you have to do before starting your answer.
- Write your answer to each question in the space provided. Additional paper may be used if necessary but you must clearly show your candidate number, centre number and question number(s).
- Do **not** write in the bar codes.

INFORMATION FOR CANDIDATES

- Your quality of written communication is assessed in questions marked with a pencil (✎).
- A list of physics equations is printed on page 2.
- The number of marks is given in brackets [] at the end of each question or part question.
- The total number of marks for this paper is **60**.
- This document consists of **12** pages. Any blank pages are indicated.

TWENTY FIRST CENTURY SCIENCE EQUATIONS

Useful relationships

The Earth in the Universe

$$\text{distance} = \text{wave speed} \times \text{time}$$

$$\text{wave speed} = \text{frequency} \times \text{wavelength}$$

Sustainable energy

$$\text{energy transferred} = \text{power} \times \text{time}$$

$$\text{power} = \text{voltage} \times \text{current}$$

$$\text{efficiency} = \frac{\text{energy usefully transferred}}{\text{total energy supplied}} \times 100\%$$

Explaining motion

$$\text{speed} = \frac{\text{distance travelled}}{\text{time taken}}$$

$$\text{acceleration} = \frac{\text{change in velocity}}{\text{time taken}}$$

$$\text{momentum} = \text{mass} \times \text{velocity}$$

$$\text{change of momentum} = \text{resultant force} \times \text{time for which it acts}$$

$$\text{work done by a force} = \text{force} \times \text{distance moved in the direction of the force}$$

$$\text{amount of energy transferred} = \text{work done}$$

$$\text{change in gravitational potential energy} = \text{weight} \times \text{vertical height difference}$$

$$\text{kinetic energy} = \frac{1}{2} \times \text{mass} \times [\text{velocity}]^2$$

Electric circuits

$$\text{power} = \text{voltage} \times \text{current}$$

$$\text{resistance} = \frac{\text{voltage}}{\text{current}}$$

$$\frac{\text{voltage across primary coil}}{\text{voltage across secondary coil}} = \frac{\text{number of turns in primary coil}}{\text{number of turns in secondary coil}}$$

Radioactive materials

$$\text{energy} = \text{mass} \times [\text{speed of light in a vacuum}]^2$$

Answer **all** the questions.

- 1 (a) Complete the sentences about galaxies.

Galaxies are made up of thousands of millions of

Thousands of millions of galaxies make up the

The Sun is in the galaxy.

[3]

- (b) Scientists have measured the distance to many galaxies and the speeds the galaxies are moving away from the Earth.

The table shows the location, distance and speed of some galaxies.

Galaxy location	Distance in millions of light years	Speed in km/s
Corona Borealis	1440	21 600
Bootes	2740	39 300
Hydra	3960	61 200
Ursa Major	1000	15 000

Phil draws a conclusion from the data.



Phil

There is no relationship between the distance to a galaxy and its speed.

Is Phil correct? Justify your answer using data from the table.

.....

.....

.....

.....

.....

.....

..... [3]

- (c) How long did it take the light from the galaxy in Ursa Major to reach the Earth?

answer = years [2]

[Total: 8]

Turn over

- 2 In 1912 Alfred Wegener proposed a theory of continental drift to explain some observations about continents, fossils and mountains.

At the time, his idea of continental drift was rejected by geologists.

By considering the evidence **at the time**, explain if the geologists were right to reject the idea of continental drift.



The quality of written communication will be assessed in your answer.

.....

.....

.....

.....

.....

.....

.....

.....

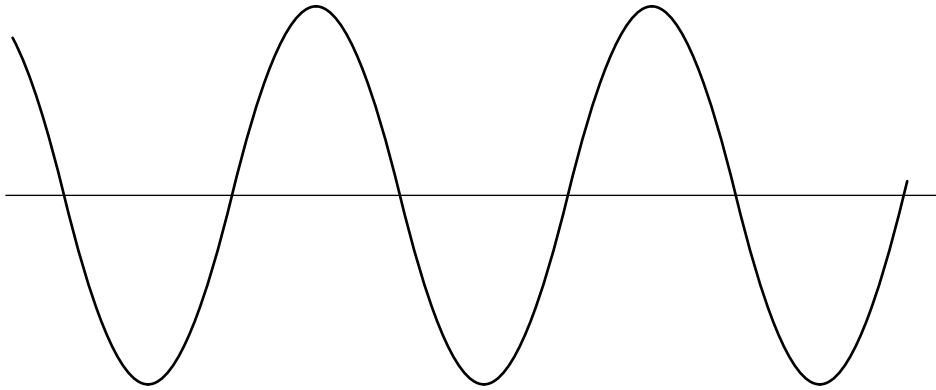
.....

.....

..... [6]

[Total: 6]

- 3 (a) The diagram shows the side view of a wave.



- (i) On the diagram clearly label the **wavelength** and the **amplitude**. [2]

- (ii) An earthquake wave passes through the Earth's **core**.

What type of wave is it?

Put a tick (✓) in the box next to the correct answer.

electromagnetic

☐

P-wave

☐

S-wave

☐

[1]

- (b) An earthquake wave travels at a speed of 5 km/s for 110 seconds.

A scientist estimates that the earthquake was 500 km away from the detector.

Is the scientist correct?

Justify your answer.

.....

.....

..... [2]

[Total: 5]

- 4 The properties of radio waves, microwaves and infrared radiation allow them to be used to transmit information.

Television, the internet and mobile phones use these types of radiation.

Explain why these types of radiation are used to transmit information.



The quality of written communication will be assessed in your answer.

.....

.....

.....

.....

.....

.....

.....

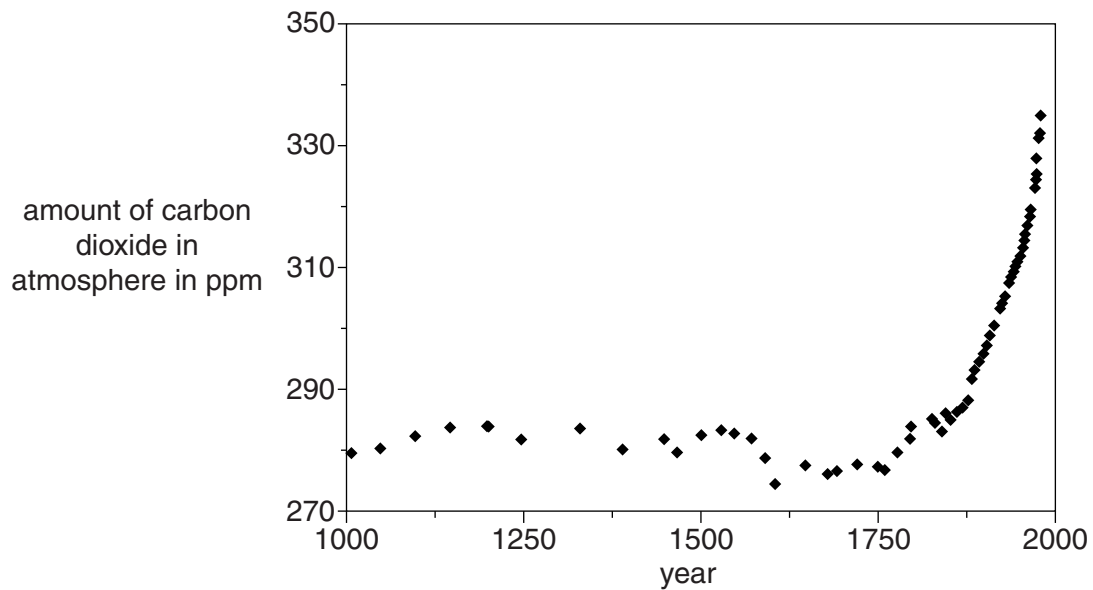
.....

.....

..... [6]

[Total: 6]

- 5 This graph shows the amount of carbon dioxide in the atmosphere over a 1000 year period.



- (a) Many scientists think this is evidence that human activity has affected the amount of carbon dioxide in the atmosphere.

Explain how the graph supports this idea.

.....

.....

.....

.....

.....

..... [4]

- (b) One of the effects of increasing carbon dioxide in the atmosphere is global warming and climate change.

Suggest two groups of people most at risk from global warming. For each group describe the risk.

group

risk

.....

group

risk

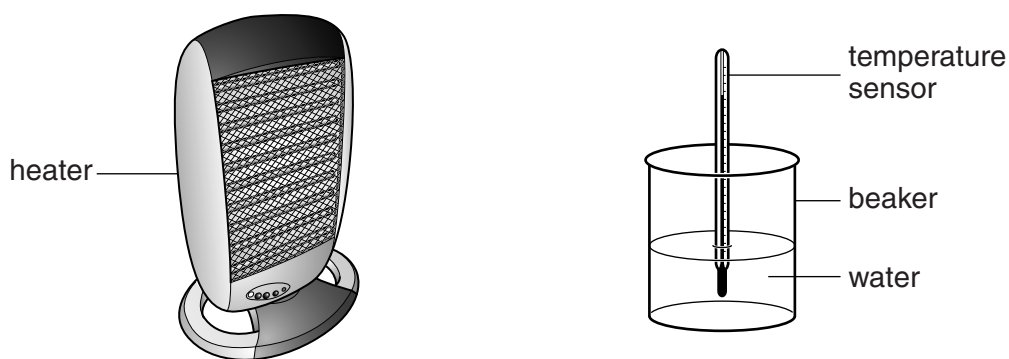
.....

[4]

[Total: 8]

Turn over

- 6 Rachel does an experiment to investigate the heating effect of electromagnetic radiation.



She measures the temperature change of the water in the beaker.

- (a) Complete the sentences to explain what is happening to the electromagnetic radiation.

Use words from the list.

absorbed

emitted

ionised

transmitted

The electromagnetic radiation is by the heater.

It is then through the atmosphere and finally

by the water.

[3]

- (b) For each of the following changes, will the intensity of the radiation reaching the water increase, decrease or stay the same?

Put one tick (✓) in each row.

	Intensity		
	Decrease	Stay the same	Increase
use lower energy photons			
use higher frequency radiation			
use a smaller distance between heater and water			
use more water			

[3]

[Total: 6]

- 7 The demand for energy keeps increasing: in the home, in the workplace and nationally.

Many people think that we should be reducing energy demands.

How can energy demand be reduced in the UK?



The quality of written communication will be assessed in your answer.

.....

.....

.....

.....

.....

.....

.....

.....

.....

.....

..... [6]

[Total: 6]

8 Here are some data about kettles.

Kettle	Maximum volume in litres	Power rating in kilowatts
A	2	2.5
B	1	2
C	2	3
D	1.5	1.5

(a) Use data from the table to suggest which kettle will boil 1 litre of water the fastest.

answer = [1]

(b) How many seconds will it take kettle **B** to transfer 6 kilojoules of energy?

answer = seconds [1]

(c) When kettle **C** is full, it takes about 0.1 hours to boil.

The cost of 1 kilowatt hour of electricity is 25p.

How much does it cost to boil the water?

cost = p [3]

(d) The mains voltage is 230V.

One of the kettles has a current of 6.5 A when it is heating water.

Which kettle is it, A B C or D?

Justify your answer.

kettle

because

.....

..... [2]

[Total: 7]

- 9 Complete the following sentences about different types of energy sources which are used to produce electricity.

gas**hydroelectric****nuclear****oil****wave**

Use words from the list.

Fossil fuel power stations use and as energy sources.

Power stations that do **not** use a boiler use and energy sources.

Two renewable energy sources are and

The government makes regulations to control the risks of radioactive waste from

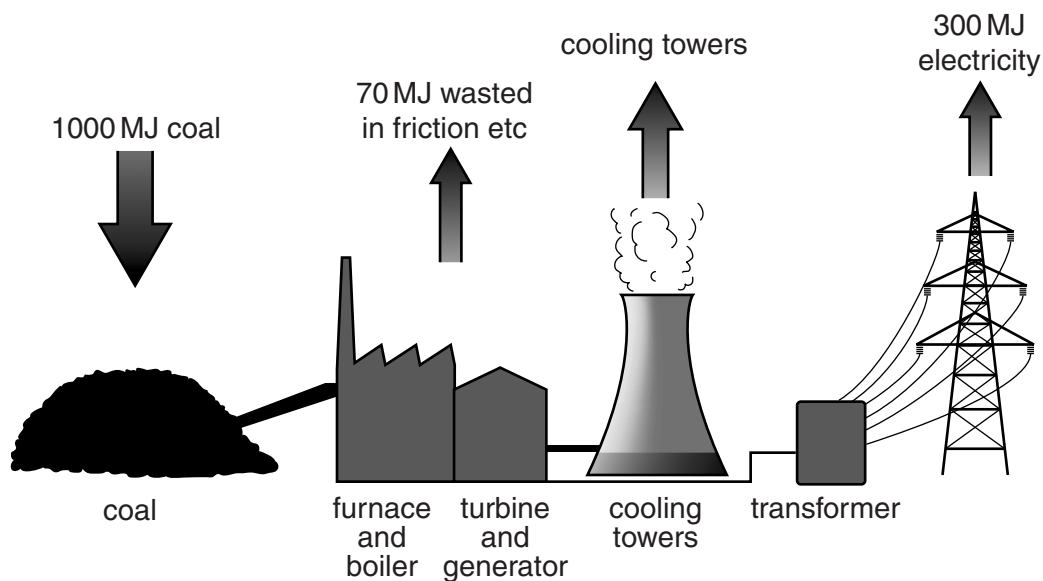
..... power stations.

[4]

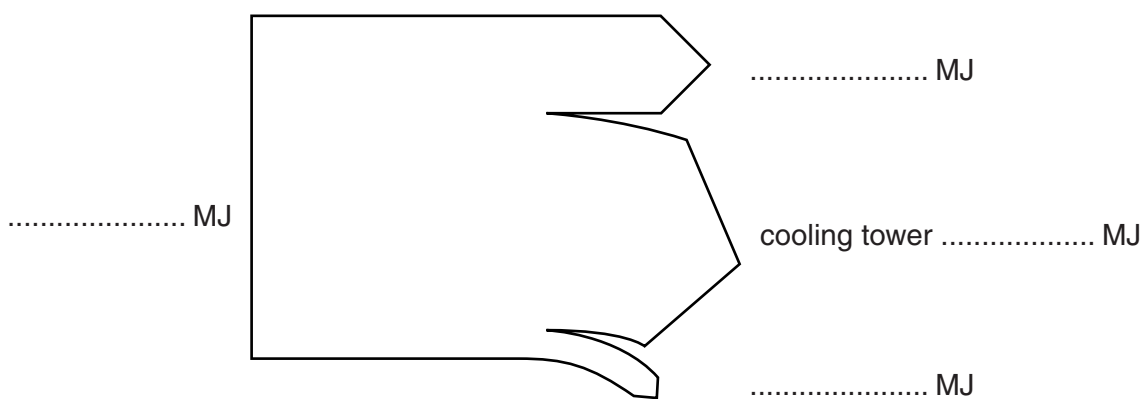
[Total: 4]

Question 10 is on page 12

10 The diagram shows the energy flow each second through a coal-burning power station.



(a) Complete the Sankey diagram to show this energy flow.



[3]

(b) What is the efficiency of the coal-burning power station?

efficiency = % [1]

[Total: 4]

END OF QUESTION PAPER

Copyright Information

OCR is committed to seeking permission to reproduce all third-party content that it uses in its assessment materials. OCR has attempted to identify and contact all copyright holders whose work is used in this paper. To avoid the issue of disclosure of answer-related information to candidates, all copyright acknowledgements are reproduced in the OCR Copyright Acknowledgements Booklet. This is produced for each series of examinations and is freely available to download from our public website (www.ocr.org.uk) after the live examination series. If OCR has unwittingly failed to correctly acknowledge or clear any third-party content in this assessment material, OCR will be happy to correct its mistake at the earliest possible opportunity.

For queries or further information please contact the Copyright Team, First Floor, 9 Hills Road, Cambridge CB2 1GE.

OCR is part of the Cambridge Assessment Group; Cambridge Assessment is the brand name of University of Cambridge Local Examinations Syndicate (UCLES), which is itself a department of the University of Cambridge.