

Pearson BTEC Level 3 Nationals Extended Diploma

January 2021

Paper Reference **31828H**

Art and Design

Unit 2: Critical and Contextual Studies in Art and Design

Part A

You do not need any other materials.

Instructions

- **Part A** contains material for the completion of the preparatory work for the set task.
- **Part A** is given to learners **4 weeks** before **Part B** is scheduled. Learners are advised to spend no more than **15 hours** on **Part A**.
- **Part A** contains a monitored period of **3 hours**.
- **Part A** must be given to learners on the specified date so that learners can prepare in the way directed.
- **Part A** is specific to each series and this material must only be issued to learners who have been entered to undertake the task in that series.
- **Part B** materials must be issued to learners for the specified session timetabled by Pearson on the date specified by Pearson.

Turn over ►

W66515A

©2021 Pearson Education Ltd.

1/1/1




Pearson

Instructions to Teachers/Tutors

Centres should refer to the *Information for Conducting External Assessments (ICEA)* document for full information on the correct conduct of monitored and formally supervised assessment.

This set task has a preparatory period. **Part A** sets out how learners should prepare for the completion of the task under supervised conditions.

Part A is given to learners **four weeks** before **Part B** is taken under formal supervision as scheduled by Pearson.

Part A must be given to learners on the specified date so that learners can prepare as directed and monitored.

Part B contains unseen material and is issued to learners at the start of the specified formal supervised assessment session as timetabled by Pearson.

Within the four weeks for completion of **Part A** learners should be provided with the opportunity to conduct independent research in order to:

- identify valuable research sources
- carry out primary research of artworks where possible
- undertake visual analysis of images in relation to the theme
- undertake background reading into the chosen artist or designer.

Centres may need to make facilities available to learners to support independent work. Learners are advised to spend up to **15 hours** on their independent research, which includes the **three hours** of monitored preparation.

Part A has a monitored preparation period of **three hours**.

Learners should be monitored in the **three hours** and the sessions scheduled by the centre. Learners can produce two sides of A4 summary notes that can be used during the **Part B** formal assessment session.

Notes, images and examples of work from learners' independent research may be brought into the monitored preparation sessions but only notes produced in the monitored sessions may be used during the formal assessment.

Learner notes and images are the outcome of independent preparation and support learners in responding to the set task. Learner notes are restricted to:

- bullet points
- contextual information, quotes, learner ideas and opinions, analysis of images and reference to specific sources
- 10 point minimum type size.

They must not include:

- continuous prose
- pre-prepared answers.

Part B is completed under formal supervision. The supervised assessment uses the **Part B** booklet, learners will need to complete their activities for the set task using a computer.

The supervised assessment will take place in a **3.5 hour** session timetabled by Pearson. A supervised break is permitted.

Teachers/tutors should note that:

- learners should not be given any direct guidance or prepared materials
- learners should not be given any support in writing or editing notes
- all work must be completed independently by the learner
- learner notes produced under monitored conditions must be checked to ensure that they comply with the limitations
- learner notes should be retained by the centre between the monitored sessions and the formal supervised assessment
- learner notes should be retained by the centre after the completion of assessment and may be requested by Pearson.

Instructions for Learners

Read the set task information carefully.

Part A contains the information you need to prepare for the **Part B** set task.

You will be given **three hours** of monitored preparation. Your teacher/tutor will advise you of the scheduled sessions for this work.

You also have the opportunity to conduct independent activities outside of the monitored preparation sessions in order to conduct primary research and identify sources of information. You are advised to spend up to **15 hours** on this independent research, which includes the **three hours** of monitored preparation.

During the monitored preparation sessions you will prepare two sides of A4 summary notes to support you in responding to the additional information and activities presented in the **Part B** formal assessment. Your notes are restricted to:

- bullet points
- contextual information, quotes, your ideas and opinions, analysis of images and reference to specific sources
- 10 point minimum type size.

They must not include:

- continuous prose
- pre-prepared answers.

Your notes will be checked by your centre and retained after the completion of the formal assessment.

You must work independently and must not share your work with other learners. Your teacher/tutor cannot give you feedback during the preparation period.

In **Part B** you will carry out specific written activities using the information in this **Part A** booklet and your own research.

You will complete **Part B** under supervised conditions.

Part A of the Set Task

You work for an art and design publication. The publication wants to write an article on how practitioners have responded to the theme of '**Art Imitating Life**'. The publication has suggested a list of possible practitioners, but it has not made a final decision on who to include in the article. They would like you to pick **one** from the following list of **practitioners** to research.

- Ron Mueck (sculptor)
- Vija Celmins (artist)
- Jeremy Scott (fashion designer)
- Ikuko Iwamoto (ceramicist)
- Simon Patterson (artist)

Once you have selected the practitioner, you should:

- visually analyse a wide range of work by your chosen artist or designer
- research the contextual influences on your chosen artist or designer
- identify ideas and contexts relating to the theme of '**Art Imitating Life**'.

You must produce two sides of A4 summary research notes to take into the **Part B** formal assessment.

Notes must be restricted to:

- bullet points
- contextual information, quotes, your ideas and opinions, analysis of images and reference to specific sources
- 10 point minimum type size.

They must not include:

- continuous prose
- pre-prepared answers.

Pearson BTEC Level 3 Nationals Extended Diploma

Window for supervised period:

Monday 4 January 2021 – Friday 15 January 2021

Supervised hours: 3 hours 30 minutes

Paper Reference **31828H**

Art and Design

**Unit 2: Critical and Contextual Studies in
Art and Design**

Part B

You do not need any other materials.

Instructions

- **Part A** will need to have been used in preparation for completion of **Part B**.
- **Part B** booklet must be issued to learners as defined by Pearson and should be kept securely.
- **Part B** booklet must be issued to learners for the specified session on the specified date.
- **Part B** set task is undertaken under supervision in a single session of **3.5 hours**.
- **Part B** is specific to each series and this material must only be issued to learners who have been entered to undertake the task in that series.
- **Part B** should be kept securely until the start of the supervised assessment session.

Information

- The total mark for this paper is 60.

Turn over ►

W66516A

©2021 Pearson Education Ltd.

1/1/1/1



Pearson

Instructions to Teachers/Tutors

Part B booklet must be issued to learners as defined by Pearson and should be kept securely.

Part B materials must be issued to learners for the specified session on the specified date.

Part B is completed under formal supervision in a single session of **3.5 hours** on the timetabled date. Centres may schedule a supervised rest break during the session.

Part B set task requires learners to apply their research. Learners should bring notes as defined in **Part A**. The teacher/tutor needs to ensure that notes comply with the requirements.

Learners must complete the set task on a computer. Learners must save their work regularly and ensure that all materials can be identified as their own work.

The set task is a formal external assessment and must be conducted with reference to the instructions in this task booklet and the *Information for Conducting External Assessments (ICEA)* document to ensure the supervised assessment is conducted correctly and that learners submit evidence that is their own work.

Learners must not bring anything into the supervised environment or take anything out without your approval.

Centres are responsible for putting in place appropriate checks to ensure that only permitted material is introduced into the supervised environment.

Maintaining security during the formal supervised assessment period

- During the assessment session, the assessment areas must be only be accessible to the individual learners and to named members of staff.
- Learners can only access their work under supervision.
- Any work learners produce under supervision must be kept secure.
- Only permitted materials for the set task can be brought into the supervised assessment.
- During any permitted break and at the end of the session, materials must be kept securely and no items removed from the supervised environment.
- Learner notes related to **Part A** must be checked to ensure length and/or content meet limitations.
- Learner notes will be retained securely by the centre after **Part B** and may be requested by Pearson if there is suspected malpractice.
- Learners are not permitted to have access to the internet or other resources during the supervised assessment period.

After the session the teacher/tutor will confirm that all the learner work had been completed independently as part of the authentication submitted to Pearson.

Part B outcomes for submission

- A word processed response to the set task
- A completed authentication sheet

Instructions for Learners

Read the set task information carefully.

This session is **3.5 hours** long. Your teacher/tutor will tell you if there is a supervised break. Plan your time carefully.

You have prepared for the set task given in this **Part B** booklet. Use your notes prepared during **Part A** if relevant. Attempt all of **Part B**.

Your notes must be your own work and will be retained by your centre until results are issued.

You will complete this set task under supervision and your work will be kept securely during any break taken.

You must work independently throughout the supervised assessment period and should not share your work with other learners.

Part B outcomes for submission

- A word processed response to the set task
- A completed authentication sheet

Set Task

The set task is undertaken over **3.5 hours** under formal supervision.

Activity

In **Part A**, an art and design publication has asked you to prepare some research for an article based on '**Art Imitating Life**'.

In **Part A** you selected **one** practitioner from the list to include in the article. You will have carried out research into this artist or designer and how their work relates to the theme of '**Art Imitating Life**'.

The publication has provided a piece of work for each of the practitioners from the list in **Part A**. You must select the image by the practitioner you researched in **Part A** to use in your article. These can be found on pages 5–6.

The publication has also decided to include a piece of work titled *Untitled (NRAL 13)* by Richard Billingham in the article. To help you write your article, the publication has provided information on Richard Billingham that can be found on page 7. You should spend 30 minutes of the assessment interpreting and annotating this.

You must use your **own research** and the information provided on Richard Billingham and his work to write the article.

The publication has indicated that the article should use the following structure and content:

- a **visual analysis** of the work the publication has provided by your **selected practitioner** (30 minutes approximately)
- a **visual analysis** of *Untitled (NRAL 13)* by Richard Billingham (30 minutes approximately)
- a critical **comparison** of how the work of your selected practitioner and Richard Billingham relate to '**Art Imitating Life**' (60 minutes approximately)
- a justification of which piece of work you think **most relates** to the theme of '**Art Imitating Life**' and why (60 minutes approximately).

Your article will be assessed on:

- understanding of information relating to the practitioners
- visual analysis of artworks
- understanding of contextual factors relating to the practitioners
- communication of judgements.

TOTAL FOR TASK = 60 MARKS

Set Task Information

Work by Richard Billingham and the practitioners in **Part A**.

Note: Larger images of the work can be found on pages 8–13.



Publication work of choice for: Richard Billingham

Title: *Untitled (NRAL 13)*

Scale: 105 × 158 cm

Created: 1996

Medium: Colour print on aluminium

(Source: © Saatchi Gallery/Richard Billingham)



Publication work of choice for: Ron Mueck


Title: *Mask II*

Scale: 77 x 118 x 85 cm

Created: 2001

Medium: Polyester resin, fibreglass, steel, plywood, synthetic hair

(Source: © Alan Wylie/Alamy Stock Photo)



Publication work of choice for: Vija Celmins

Title: *Web #1*

Scale: Support - 56.5 × 64.9 cm

Frame - 61.1 × 69.4 × 3.8 cm

Created: 1999


Medium: Charcoal on paper

(Source: © Vija Celmins)



Publication work of choice for: Jeremy Scott
 Title: *Moschino Ready-to-Wear Collection*
Spring 2019
 Created: 2019

(Source: © Victor VIRGILE/Contributor/Getty Images)



Publication work of choice for: Ikuko Iwamoto
 Title: *Spiky Twins*
 Scale: H8.5 cm × W33 cm × D22 cm
 Created: 2016
 Medium: Porcelain

(Source: © Ikuko Iwamoto/Juliet Sheath)



Publication work of choice for: Simon Patterson
 Title: *The Great Bear*
 Scale: 102.7 × 128 cm
 Created: 1992
 Medium: Lithograph on paper

(Source: © Christie's Images/Bridgeman Images)

Information about Richard Billingham

Richard Billingham is an English photographer, filmmaker and artist. He was born in 1970 in Birmingham and initially studied as a painter at Bournville College of Art and then the University of Sunderland.

Billingham first started to take photographs as source material for use in his paintings. Whilst attempting to paint his family, Billingham became frustrated by his father's inability to stay still for any extended period of time. Therefore, he bought a 35mm camera and photographed scenes from his home life, which he would later paint from. However, a tutor on Billingham's degree course found the photographs in a plastic bag in his studio and encouraged him to consider the photographs as pieces in their own right. This eventually resulted in Billingham exhibiting the photographs and they quickly brought him to the attention of the art world.

The photographs depicted the stark reality of growing up within a working-class family in a flat on the seventh floor of a council block. The images document his life with his alcoholic father Ray, chain-smoking mother Liz, younger brother Jason and an array of pets. The photographs are in no way posed or manufactured, but simply document the everyday goings-on within the Billingham household.

The use of a low-tech camera and cheap film cause the slight blur and high contrast within the images. These are reminiscent of many family photo albums and allude to the deeply personal connection between the photographer and the subject matter. They are a unique and highly personal document of a family on the edge of poverty, showing a 'warts and all' look at the life of Billingham's family.

In 1997, he was included in the exhibition *Sensation* at the Royal Academy of Art. This showcased the art collection of Charles Saatchi and included many of the Young British Artists such as Damien Hirst and Tracey Emin. Although the *Sensation* show generated a lot of controversy, this was never the objective of Billingham's work.

"It's not my intention to shock, to offend, sensationalise, be political or whatever; only to make work that is as spiritually meaningful as I can make it—whatever the medium."

Richard Billingham (<https://www.azquotes.com/quote/1205421>)

Despite the photographs being shot over 20 years ago, they have recently formed part of an exhibition at the Saatchi Gallery in a show called *Black Mirror: Art as Social Satire*. The curator and director of Saatchi Gallery, Philippa Adams, notes: *"They're indicative of their time, but also a stark reminder that class disparity and poverty are very much in existence today."*

(<https://www.huckmag.com/art-and-culture/photography-2/a-portrait-of-90s-family-life-in-the-midlands/>)

In more recent works, Billingham has written and directed a feature film called *Ray and Liz*, in which he used his original photographs to reconstruct the details of the flat he used to call home. This has been nominated for a BAFTA Film Award.

Publication work of choice for: Richard Billingham

Title: *Untitled (NRAL 13)*

Scale: 105 × 158 cm

Created: 1996

Medium: Colour print on aluminium



Publication work of choice for: Ron Mueck

Title: *Mask II*

Scale: 77 x 118 x 85 cm

Created: 2001

Medium: Polyester resin, fibreglass, steel, plywood, synthetic hair



Publication work of choice for: Vija Celmins


Title: *Web #1*

Scale: Support - 56.5 × 64.9 cm

Frame - 61.1 × 69.4 × 3.8 cm

Created: 1999

Medium: Charcoal on paper



Publication work of choice for: Jeremy Scott
Title: *Moschino Ready-to-Wear Collection Spring 2019*
Created: 2019




Publication work of choice for: Ikuko Iwamoto

Title: *Spiky Twins*

Scale: H8.5 cm × W33 cm × D22 cm

Created: 2016

Medium: Porcelain



Medium: Lithograph on paper



BLANK PAGE

Acknowledgements

© Christie's Images/Bridgeman Images

© Ikuko Iwamoto/Juliet Sheath

© Alan Wylie/Alamy Stock Photo

© Saatchi Gallery/Richard Billingham

© Victor VIRGILE/Contributor/Getty Images

© Vija Celmins