

**LEISURE STUDIES**  
**Unit 4 Leisure Facilities**

**LS04**

To be conducted between 12 May 2008 and 23 May 2008

**For this paper you must have:**

- four 8-page lined answer books, one for each task
- your preparatory folder
- the insert (enclosed).

You may also use graph or plain paper to support your answers if you wish.

You may use a calculator.

Time allowed: 4 sessions of 1½ hours each

**PREPARATORY FOLDERS MUST BE HANDED IN BY FRIDAY 9 MAY 2008**

**TO BE OPENED AND ISSUED TO CANDIDATES FROM 12 MAY 2008**

**Instructions**

- Do **not** write anything on this paper or insert. They must be brought into each examination session ‘clean’.
- Use black ink or black ball-point pen. Pencil, including colours, should only be used for drawing.
- Write the information required on the front of your answer books. The *Examining Body* for this paper is AQA. The *Paper Reference* is LS04.
- No materials from your preparatory folder are to be stuck into your answer books.
- Attempt **all** assignment tasks.
- Start each assignment task in a new answer book.
- Cross through any work you do not want to be marked.
- If you need extra paper, use additional answer sheets.

**Information**

- The maximum mark for this paper is 80.
- The marks for questions are shown in brackets.
- Your preparatory folder will be returned to you at the start, and collected in at the end, of each examination session.
- You will be marked on your ability to use an appropriate form and style of writing, to organise relevant information clearly and coherently, and to use specialist vocabulary where appropriate. The legibility of your handwriting and the accuracy of your spelling, punctuation and grammar will also be considered.

## INSTRUCTIONS AND GUIDANCE FOR TEACHERS AND CANDIDATES TAKING EXTERNALLY ASSESSED ASSIGNMENTS

### The externally assessed assignment

The assignment must be taken during the two-week assignment period. It may be taken as one 6 hour session or in up to four 1½ hour sessions. Each session must be a multiple of 1½ hours.

### Preparing for the assignment

Candidates will sit the assignment under examination conditions. The preparatory folder, which must contain only notes written by the candidate and material collected from the organisations studied, must be collected by the teacher **before** the two-week assignment period begins. The folder will be given out at the beginning of each controlled conditions session and be collected in with the scripts at the end of each session and kept securely by the teacher between sessions. Nothing may be added to the folder during the two-week assignment period and no other material may be taken into the examination session(s).

### Writing the assignment under controlled conditions

The assignment consists of four tasks, each designed to be completed in 1½ hours. Each task is to be written in a new answer book. At the end of each 1½ hour session, the answer book containing one completed task will be collected and kept securely by the teacher until the end of the final session. No alterations or additions may be made to candidates' answers to each task once the session has ended.

At the end of the final (fourth) session, the four answer books for each candidate must be fastened together and sent to the designated examiner with the appropriate Centre Declaration Sheet, etc. The preparatory folders must be kept under secure conditions until after the Enquiries upon Results deadline. AQA may call for these preparatory folders to be made available at any time during this period.

Controlled conditions sessions may be in any multiple of 1½ hours and must be completed within the two-week assignment period. Examples of some acceptable time allocations are shown below:

1	2	3	4	One 6 hour session
1½ hours	1½ hours	1½ hours	1½ hours	

1	2	3	4	Two 3 hour sessions
1½ hours	1½ hours	1½ hours	1½ hours	

1	2	3	4	Four 1½ hour sessions
1½ hours	1½ hours	1½ hours	1½ hours	

1	2	3	4	One 4½ and one 1½ hour session
1½ hours	1½ hours	1½ hours	1½ hours	

or any other combination of four sessions in 1½ hour multiples.

### Presentation of the assignment

- Keep strictly to the set tasks.
- You are advised that the completed assignment should be contained within a range of sixteen to twenty-four sides of written A4.

---

Attempt **all** assignment tasks.

Complete Assignment Task 1 during session 1.

---

## THE ASSIGNMENT

### Assignment Task 1: Location

Study **Figure 1 and Figure 3** on the insert, which show Brindleyplace and the Ikon Gallery in Birmingham.

Brindleyplace lies on the edge of the city centre. It is a former industrial area which has been totally redeveloped during the past fifteen years. Much of the development consists of high-rise offices, most of which are used for banking and financial services, media and management.

The Ikon Gallery is an internationally-famous contemporary modern art venue situated in Brindleyplace. The Ikon is an educational charity, which aims ‘to encourage public engagement with contemporary art through exhibiting new work within a context of debate and participation’.

- (a) (i) Describe the location of the Ikon Gallery. *(2 marks)*
- (ii) Explain why this is a good location for this gallery. *(6 marks)*
- (iii) Suggest why this location might also have some disadvantages for the Ikon. *(2 marks)*
- (b) Name a leisure facility that you have studied, **other than** the Ikon Gallery.

Evaluate the suitability of its location. In your answer, you should refer to:

- its main functions
- the target market
- accessibility by public and private transport.

*(10 marks)*

**End of Assignment Task 1**

**Turn over ►**

---

Complete Assignment Task 2 during session 2.

---

**Assignment Task 2: Refurbishment**

Study **Figure 2** and **Figure 3** on the insert and read the extract below. The extract is adapted from 'From Primary School to Art Gallery', a short history of the building that houses the Ikon Gallery, written by Dr Chris Upton.

The Education Act of 1870 ... led to an explosion of school building throughout the country ... In Birmingham a total of 28 new schools was built and one of them was Oozells Street School ... in a crowded area of small industrial works and back-to-back housing...

In the early 1990s, whilst Oozells Street School was looking for a new owner, across the city the Ikon Gallery was searching for a new home. Founded in 1963 by a small group of artists, Ikon had grown to occupy a warehouse ... But this space too had become too small and was unable to suit visitors' needs. The solution seemed obvious but it took a lottery grant of £3.7 million to make it happen, plus the offer of the site to Ikon at a very low rent by the developers.

What the architects did was to preserve the outside shell of the old school building and put an entirely new, steel-framed gallery inside. A total of 440 square metres of gallery space where children once did their sums! Anyone who remembers what the interior of the school used to look like will be in for a big surprise.

On the outside the changes were in keeping with the original. The Victorian tower was rebuilt to its original design, skilfully reworked from old photographs. In addition, a scenic glass lift and stairway as well as a service lift have been built on the outside of the building to allow maximum gallery space within. An important innovation, suggested by an artist who worked directly with the architects, was to set the building apart from its surroundings on a dramatic slate plinth. In this way the gallery refuses to be dominated by the high-rise office blocks around it.

And so Oozells Street School is re-born...

- (a) (i) Suggest reasons, **other than** its location, why the Oozells Street School was a suitable building for conversion into an art gallery. (4 marks)
- (ii) Describe **two** of the changes that were made when the building was converted, and explain why they were necessary. (6 marks)
- (b) Choose a leisure facility that you have studied which has been refurbished.
- Evaluate the success of the refurbishment. (10 marks)

**End of Assignment Task 2**

---

Complete Assignment Task 3 during session 3.

---

**Assignment Task 3: Facility design**

Choose a leisure facility that you have studied.

- (a) Outline the aims and policies of the organisation which runs your chosen facility.

Explain how the layout of the facility has been designed to meet the aims and policies of the organisation.

*(10 marks)*

- (b) Choose **two** of the following aspects of your chosen facility:

- electrical/computer requirements
- eating or vending facilities
- refuse disposal
- car parking
- emergency exits.

Evaluate how well the design of **each** of your chosen aspects fulfils its intended function.

*(10 marks)*

**End of Assignment Task 3**

**Turn over ►**

---

Complete Assignment Task 4 during session 4.

---

**Assignment Task 4: Resources**

In any leisure facility, a lot of important work is done behind the scenes. This includes cleaning and maintaining the building and equipment.

- (a) Choose **one** leisure facility that you have studied. Briefly describe the materials for cleaning and the maintenance equipment.

Comment on the arrangements for the safe storage of this equipment.

*(8 marks)*

- (b) For any **two** leisure facilities that you have studied:

- compare the arrangements for cleaning and maintenance
- evaluate the efficiency of these arrangements.

*(12 marks)*

**End of Assignment Task 4**

**END OF ASSIGNMENT TASKS**

---

**There are no assignment tasks printed on this page**

---

**There are no assignment tasks printed on this page**

ACKNOWLEDGEMENT OF COPYRIGHT-HOLDERS AND PUBLISHERS

Page 4: Dr Chris Upton, Newman College of Higher Education

Copyright © 2008 AQA and its licensors. All rights reserved.

G/M26769/Jun08/LS04



General Certificate of Education  
June 2008  
Advanced Subsidiary Examination

**LEISURE STUDIES**  
**Unit 4 Leisure Facilities**

**LS04**



**Insert**

Figure 1 – Brindleyplace Leisure Plan

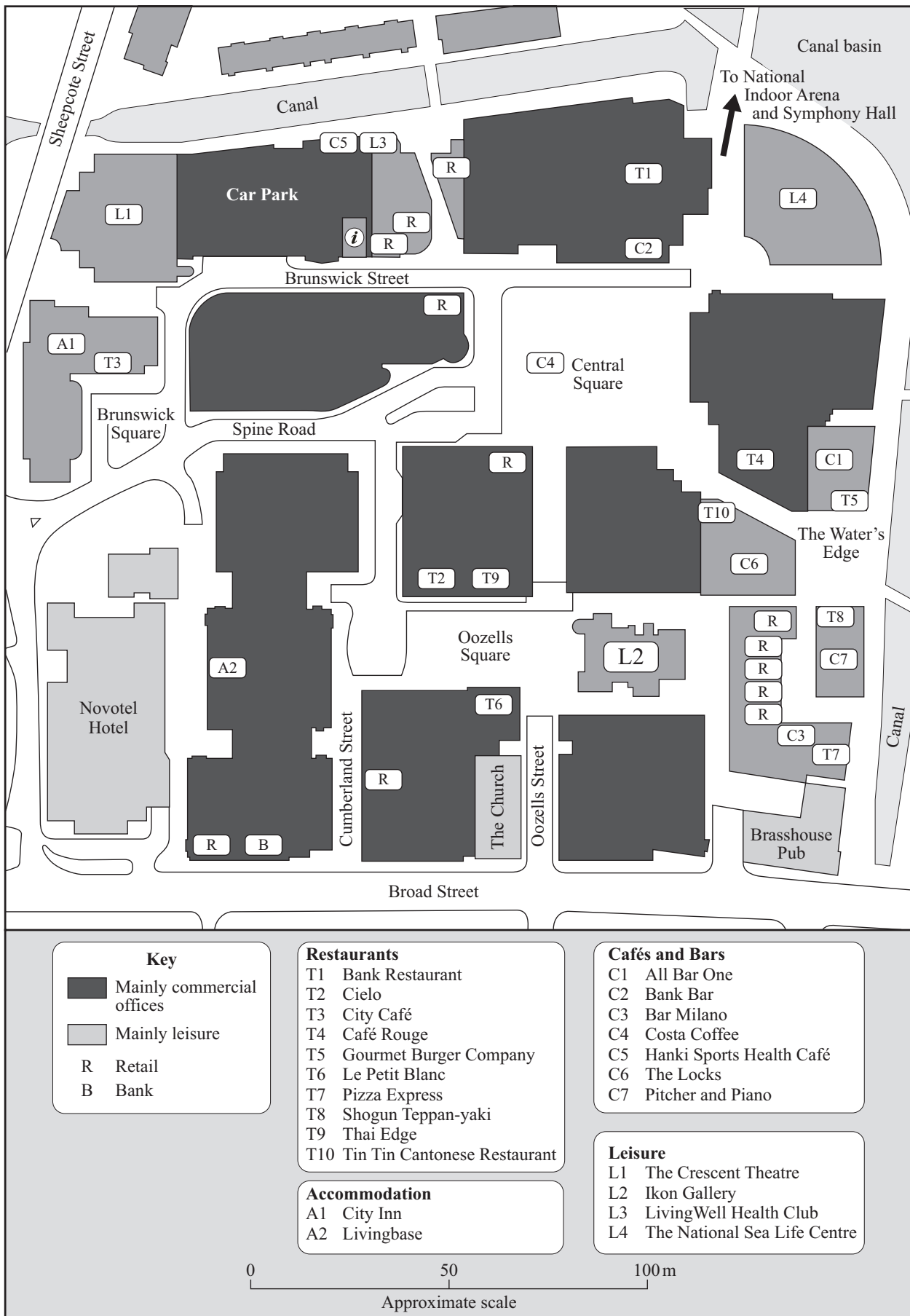
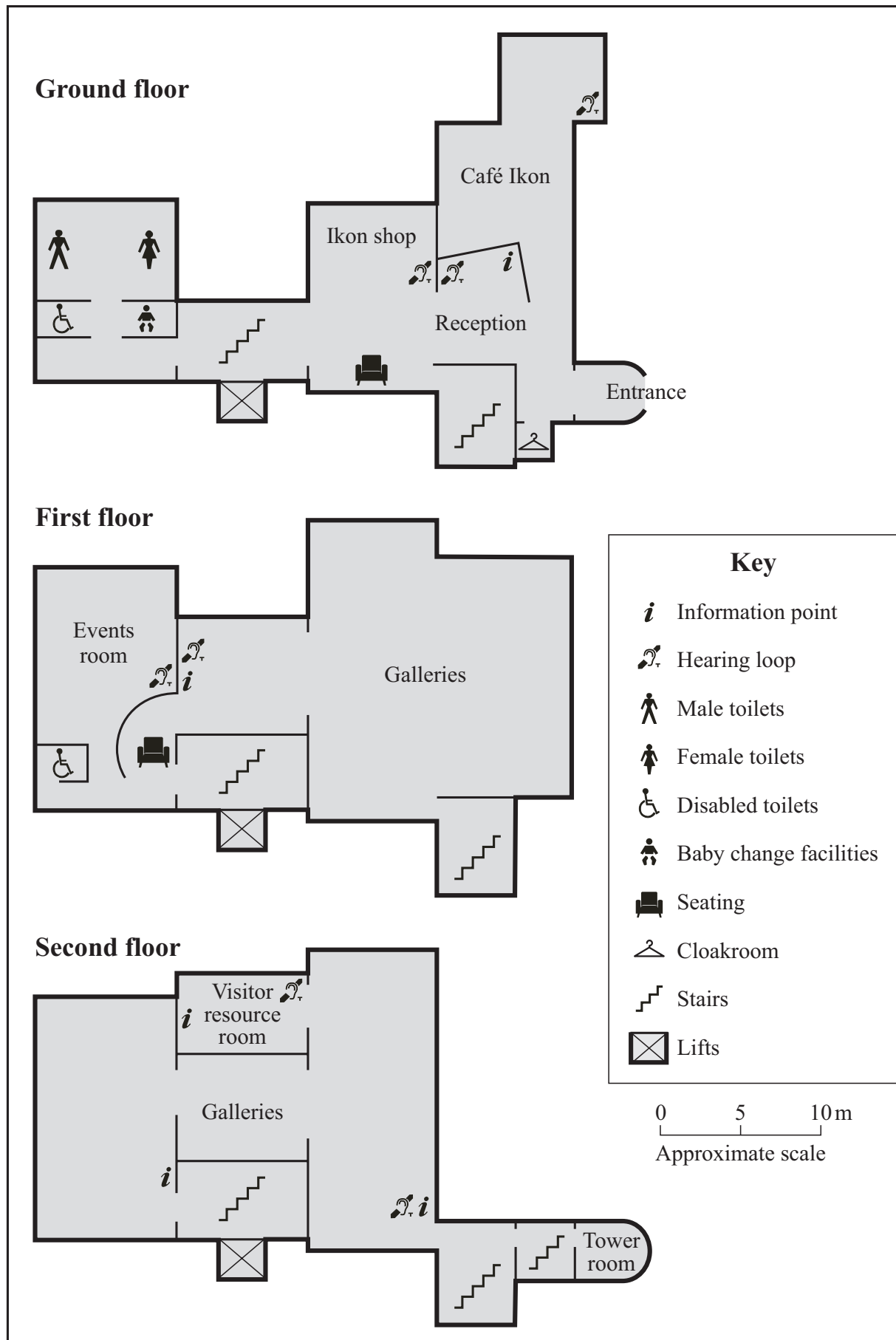



Figure 2 – Floor plan of the Ikon Gallery



**Figure 3 – Ikon Gallery**



ACKNOWLEDGEMENT OF COPYRIGHT-HOLDERS AND PUBLISHERS

- Figure 1: Courtesy of Brindleyplace  
Figure 2: Courtesy of Ikon Gallery  
Figure 3: Photograph: Mr S J C Smith

Copyright © 2008 AQA and its licensors. All rights reserved.

INSERT TO: G/M26769/Jun08/LS04