

**Modified Enlarged 24pt**  
**OXFORD CAMBRIDGE AND RSA EXAMINATIONS**

**Monday 16 May 2022 – Morning**

**AS Level in Economics**

**H060/01 Microeconomics**

**Time allowed: 1 hour 30 minutes**  
**plus your additional time allowance**

**YOU CAN USE:**  
**a scientific or graphical calculator**

**Please write clearly in black ink.**

**Centre number**

--	--	--	--	--

**Candidate number**

--	--	--	--

**First name(s)** \_\_\_\_\_

**Last name** \_\_\_\_\_

**READ INSTRUCTIONS OVERLEAF**



## **INSTRUCTIONS**

**Use black ink. You can use an HB pencil, but only for graphs and diagrams.**

**Write your answer to each question in the space provided. If you need extra space use the lined pages at the end of this booklet. The question numbers must be clearly shown.**

**Answer ALL the questions in Section A and Section B and ONE question in Section C.**

## **INFORMATION**

**The total mark for this paper is 60.**

**The marks for each question are shown in brackets [ ].**

**Quality of extended response will be assessed in questions marked with an asterisk (\*).**

## **ADVICE**

**Read each question carefully before you start your answer.**

**BLANK PAGE**

## **SECTION A**

**Answer ALL the questions in this section.**

**Write your answer for each question in the box provided.**

**1 Which factor of production receives the reward of interest? [1]**

**A Capital**

**B Enterprise**

**C Labour**

**D Land**

**Your answer**

**2 The quantity supplied of a product is 2000 when its price is £40. If price elasticity of supply is 0.8, what will be the quantity supplied when price rises to £50? [1]**

**A 2160**

**B 2400**

**C 2500**

**D 3600**

**Your answer**

**3 Which of the following is an example of composite demand? [1]**

- A Demand for chairs increases as the price of tables falls**
- B Demand for delivery drivers increases as more consumers shop online**
- C Demand for Samsung mobile phones decreases as iPhones become cheaper**
- D Demand increases for cheese leading to a fall in supply of cream**

**Your answer**

**4 Which change would cause the demand curve for houses to shift to the right? [1]**

**A A decrease in income tax**

**B A decrease in the cost of renting houses**

**C An increase in emigration to the EU**

**D An increase in the price of houses**

**Your answer**

**5 The diagrams opposite show the relationship between price and quantity supplied of a product.**

**Which of the supply curves is likely to show the relationship between price and quantity supplied over the long run? [1]**

**A Diagram A**

**B Diagram B**

**C Diagram C**

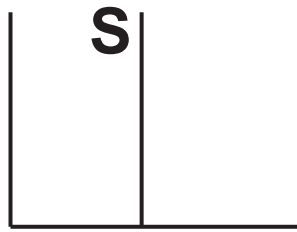
**D Diagram D**

**Your answer**



**Diagram A**

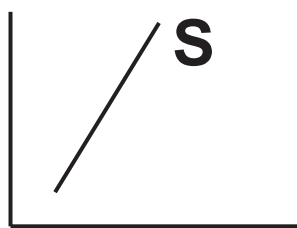
**Price**



**Quantity supplied**

**Diagram B**

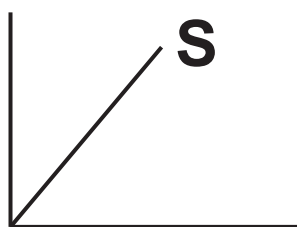
**Price**



**Quantity supplied**

**Diagram C**

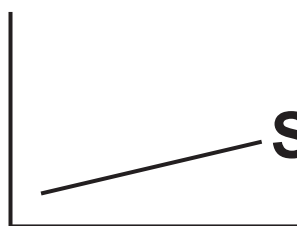
**Price**



**Quantity supplied**

**Diagram D**

**Price**



**Quantity supplied**

**6 Due to excellent growing conditions the wheat harvest is much greater than is usual. What impact would this be MOST likely to have on the equilibrium price and output of wheat? [1]**

- A Fall in equilibrium price and decrease in equilibrium output**
- B Fall in equilibrium price and increase in equilibrium output**
- C Rise in equilibrium price and decrease in equilibrium output**
- D Rise in equilibrium price and increase in equilibrium output**

**Your answer**

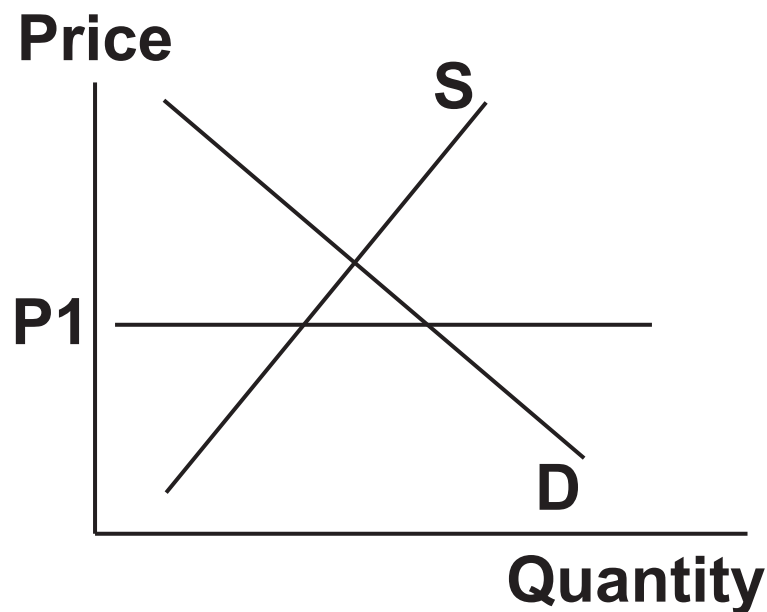
- 7 The table below shows the change in the demand for a product given a change in income. What type of good does this information indicate the product is? [1]**

<b>Year</b>	<b>Income</b>	<b>Quantity demanded per annum</b>
<b>2020</b>	<b>£30 000</b>	<b>20</b>
<b>2021</b>	<b>£36 000</b>	<b>21</b>

- A Inferior good**
- B Normal good**
- C Substitute good**
- D Superior good**

**Your answer**

- 8 The diagram below shows the supply and demand for strawberries.**



**Which of the following would be most likely to happen if the price was set at P1? [1]**

- A Market price will fall**
- B More suppliers will enter the market**
- C The market will be in equilibrium**
- D There will be a shortage**

**Your answer**

**9 What is the main role of firms in a market economy? [1]**

- A To look after the welfare of all citizens**
- B To pay subsidies**
- C To provide goods and services**
- D To provide labour**

**Your answer**

**10 When is productive efficiency achieved? [1]**

- A Account is taken of all external costs and benefits as well as the internal costs and benefits**
- B Goods and services are allocated according to who needs them most**
- C Marginal utility of the good or price consumers are willing to pay equals the marginal cost**
- D Maximum number of goods and services are produced with a given amount of inputs**

**Your answer**

**11 Which of the following is a definition of ceteris paribus? [1]**

- A Assuming everything else stays constant**
- B Demand is exactly equal to supply**
- C Resources used in the production process**
- D The Government intervenes in the market**

**Your answer** ☐

**12 Which of these is a free good? [1]**

- A Fire service**
- B Healthcare**
- C Roads**
- D Sunlight**

**Your answer** ☐

**13 If the cross elasticity of demand between two goods is  $-1.2$  what are the two goods? [1]**

**A Complements**

**B Inferior**

**C Substitutes**

**D Unrelated**

**Your answer**



#### **14 What are positive externalities? [1]**

- A Benefits gained by consumers when they buy a product**
- B Benefits gained by governments from the production of a product**
- C Benefits gained by producers when they sell a product**
- D Benefits gained by third parties who are not directly involved in the consumption or production of a product**

**Your answer**

**15 Which of the following is a positive statement? [1]**

- A Deflation is bad for everyone**
- B Low unemployment benefits everyone**
- C Market economies are always the most efficient**
- D The UK is a mixed economy**

**Your answer**

## **SECTION B**

**Answer ALL the questions in this section.**

### **UK Energy Market**

**Scientists predict that if global warming continues, it is likely to have a devastating effect on the planet. This view has forced governments, including the UK's, to agree policies to limit global warming. These policies aim to reduce the use of energy sources which produce greenhouse gases and encourage greener energies.**

**UK electricity bills have risen by 75% since 2004, despite a fall in demand of roughly 10%. One of the reasons for these rises is that the government has increased indirect taxes on electricity consumption in order to subsidise renewable sources and to encourage energy efficiency. The cost of clean energy subsidies added to consumer bills has almost tripled in the last five years, and is set to increase further. Critics argue the costs of subsidies should be met by direct taxation. This would help, also, to protect the poor from price rises. A price**

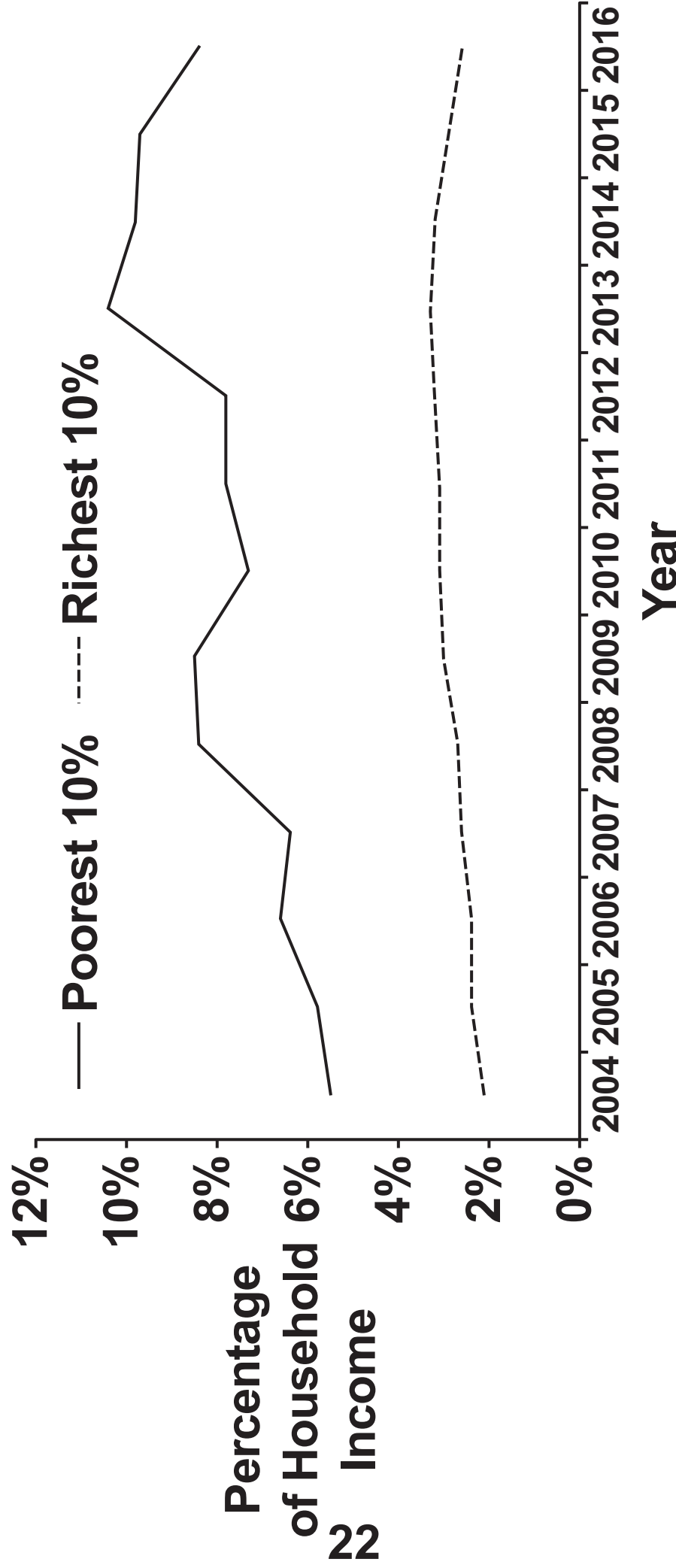
**cap has been introduced by Ofgem, the energy markets regulator which benefits 15 million energy users.**

**Shale gas extraction has increased in a number of countries, including the USA, in recent years. This involves drilling through rocks, which can lead to shale gas leaking into surrounding groundwater and cause air pollution and noise disturbance. Extraction is often conducted near built-up areas and can cause earth tremors. In November 2019, the government suspended shale gas extraction, due to fears about earthquakes it had been causing in Lancashire.**

**New offshore wind power projects have been announced in the UK to be delivered by 2025. These will power more than seven million homes at a lower-than-expected cost as the cost of offshore wind has fallen by about 30% in the last two years. The government says the wind farms represent a breakthrough, typically generating greener electricity without subsidy. The cheapest operator will provide power for as low as £40 per megawatt hour. By**

**comparison, power from Hinkley Point C – the new nuclear power station in Somerset, also due to open in 2025, which has been heavily subsidised is expected to cost £92.50 per megawatt hour. The government expects the overall wholesale electricity price will range between £48.95 in 2023–25 to £52.36 per megawatt hour in 2026–27.**

**Fig. 1: Percentage of household income spent on energy for the richest and poorest 10% of the UK population**



**16 (a) Using FIG. 1, calculate how much more of the poorest households' income was spent on energy compared to the richest households in 2016.**

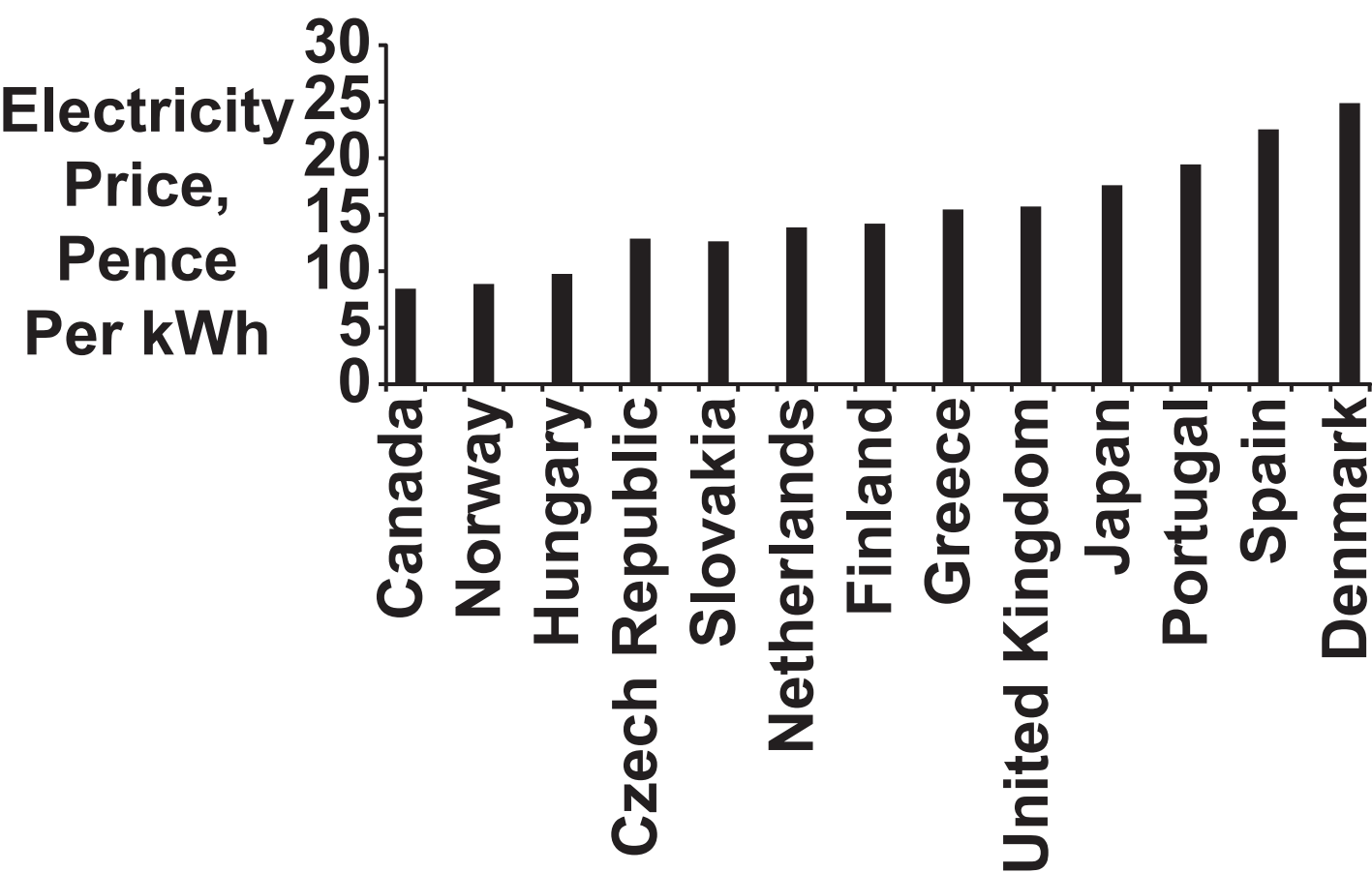
---

---

---

[1]

**Fig. 2: Domestic electricity price in developed nations in pence per kilowatt hour (kWh) 2017**





- (b) (i) Using FIG. 2, if the UK Government introduces a tax so that there is a 50% increase in the total electricity price in 2018 compared to 2017, what would the price be per kilowatt hour (kWh) in the UK?**

---

---

---

---

[2]

- (ii) State what impact the increase in electricity price would have on consumer surplus.**

---

---

[1]

**(iii) Explain why money is used as a medium of exchange to pay for electricity.**

---

---

---

---

---

[2]

**(c) Using a diagram, explain the costs experienced by the residents of Lancashire due to the extraction of shale gas.**

---

---

---

---

**[4]**

**(d) (i) What type of economic system is likely to have the most government intervention?**

\_\_\_\_\_ **[1]**

**(ii) Using the information provided, explain TWO benefits of government intervention in the energy market.**

**1** \_\_\_\_\_

\_\_\_\_\_

\_\_\_\_\_

\_\_\_\_\_

**2** \_\_\_\_\_

\_\_\_\_\_

\_\_\_\_\_

\_\_\_\_\_

**[4]**

**(e)\*Evaluate, using an appropriate diagram(s), the effects of an increase in the supply of alternative greener energy on the electricity market. [10]**

---

---

---

---

---

---

---

---

---

---

---

[illegible]

[illegible]

[illegible]



---

---

## **SECTION C**

**Answer Question 17 OR Question 18.**

**17\* The price elasticity of demand for bread is inelastic while for designer watches it is elastic.**

**Evaluate, using an appropriate diagram(s), the factors that determine the price elasticity of demand for a product. [20]**

**OR**

**18\* Division of labour and specialisation is used in many firms in Germany, a country which specialises in high value manufacturing.**

**Evaluate, using an appropriate diagram(s), the role of specialisation and division of labour in addressing the problem of scarcity. [20]**

[illegible]

[illegible]

[illegible]

[illegible]

[illegible]

**END OF QUESTION PAPER**  
**39**

**ADDITIONAL ANSWER SPACE**

**If additional space is required, you should use the following lined page(s). The question number(s) must be clearly shown in the margin(s).**













**Copyright Information**

**OCR is committed to seeking permission to reproduce all third-party content that it uses in its assessment materials. OCR has attempted to identify and contact all copyright holders whose work is used in this paper. To avoid the issue of disclosure of answer-related information to candidates, all copyright acknowledgements are reproduced in the OCR Copyright Acknowledgements Booklet. This is produced for each series of examinations and is freely available to download from our public website ([www.ocr.org.uk](http://www.ocr.org.uk)) after the live examination series.**

**If OCR has unwittingly failed to correctly acknowledge or clear any third-party content in this assessment material, OCR will be happy to correct its mistake at the earliest possible opportunity.**

**For queries or further information please contact The OCR Copyright Team, The Triangle Building, Shaftesbury Road, Cambridge CB2 8EA.**

**OCR is part of Cambridge University Press & Assessment, which is itself a department of the University of Cambridge.**