

OXFORD CAMBRIDGE AND RSA EXAMINATIONS

Advanced Subsidiary GCE (H033)

Advanced GCE (H433)

Data Sheet for Chemistry B

MODIFIED ENLARGED

The information in this sheet is for the use of candidates following the Advanced Subsidiary GCE in Chemistry B (H033) course and Advanced GCE in Chemistry B (H433) course.

The data in this sheet will be printed for distribution with the examination papers.

Copies of this sheet may be used for teaching.

DC (ST/ST) 131593/1
© OCR 2016

CST264



© OCR 2016 Contact the Copyright Team, First Floor, 9 Hills Road, Cambridge CB2 1GE.

OCR is part of the Cambridge Assessment Group; Cambridge Assessment is the brand name of University of Cambridge Local Examinations Syndicate (UCLES), which is itself a department of the University of Cambridge.

GENERAL INFORMATION

Molar gas volume = $24.0 \text{ dm}^3 \text{ mol}^{-1}$ at RTP

Avogadro constant, $N_A = 6.02 \times 10^{23} \text{ mol}^{-1}$

Specific heat capacity of water, $c = 4.18 \text{ J g}^{-1} \text{ K}^{-1}$

Planck constant, $h = 6.63 \times 10^{-34} \text{ J Hz}^{-1}$

Speed of light in a vacuum, $c = 3.00 \times 10^8 \text{ m s}^{-1}$

Ionic product of water, $K_w = 1.00 \times 10^{-14} \text{ mol}^2 \text{ dm}^{-6}$ at 298 K

1 tonne = 10^6 g

Arrhenius equation: $k = Ae^{-E_a/RT}$ or $\ln k = -E_a/RT + \ln A$

Gas constant, $R = 8.314 \text{ J mol}^{-1} \text{ K}^{-1}$

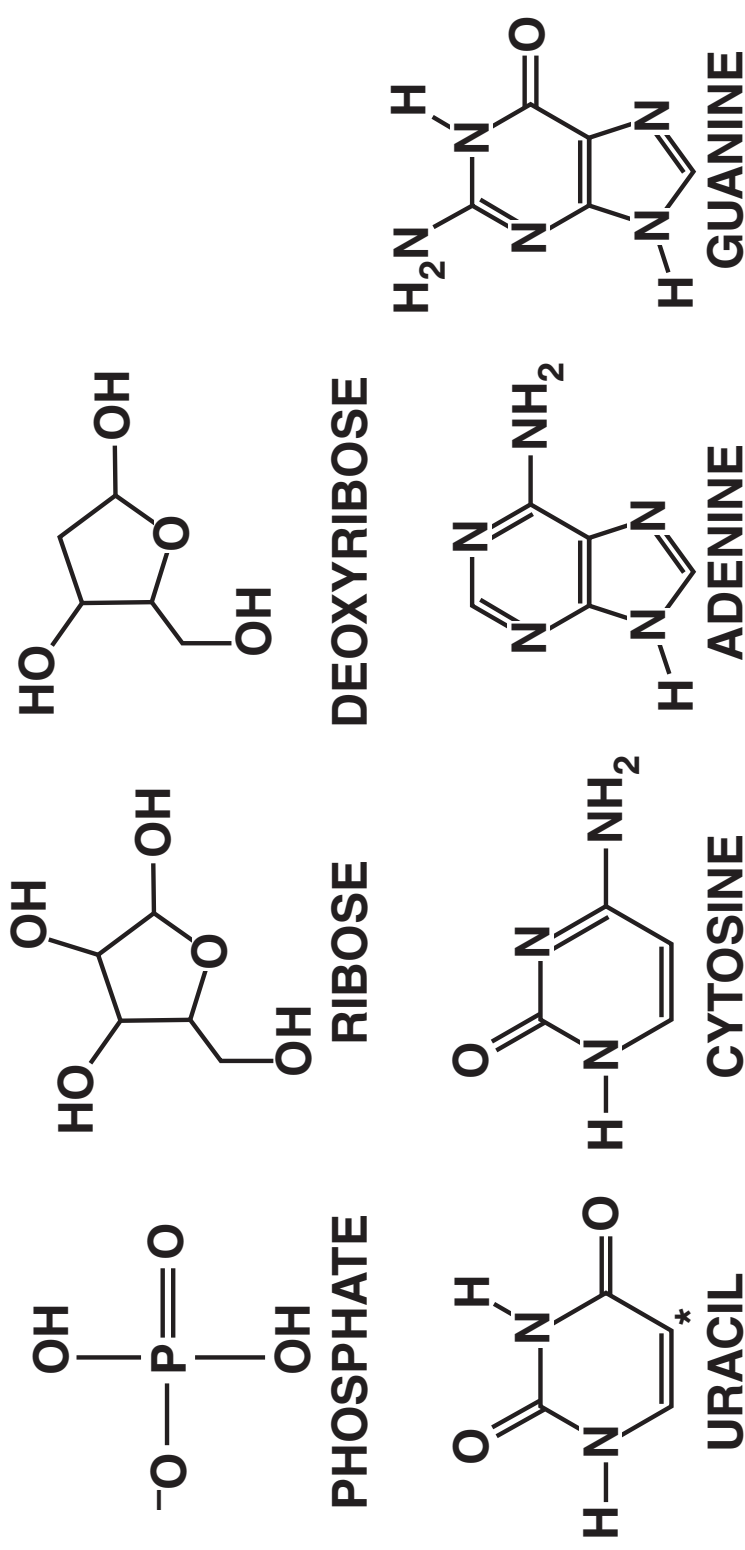
TRIPLET BASE CODES (CODONS) FOR SOME AMINO ACIDS USED IN mRNA

Glycine	GGU
Alanine	GCC
Leucine	CUG
Serine	UCG
Aspartic acid	GAU
Glutamine	CAA
Valine	GUC

CHARACTERISTIC INFRARED ABSORPTIONS IN ORGANIC MOLECULES

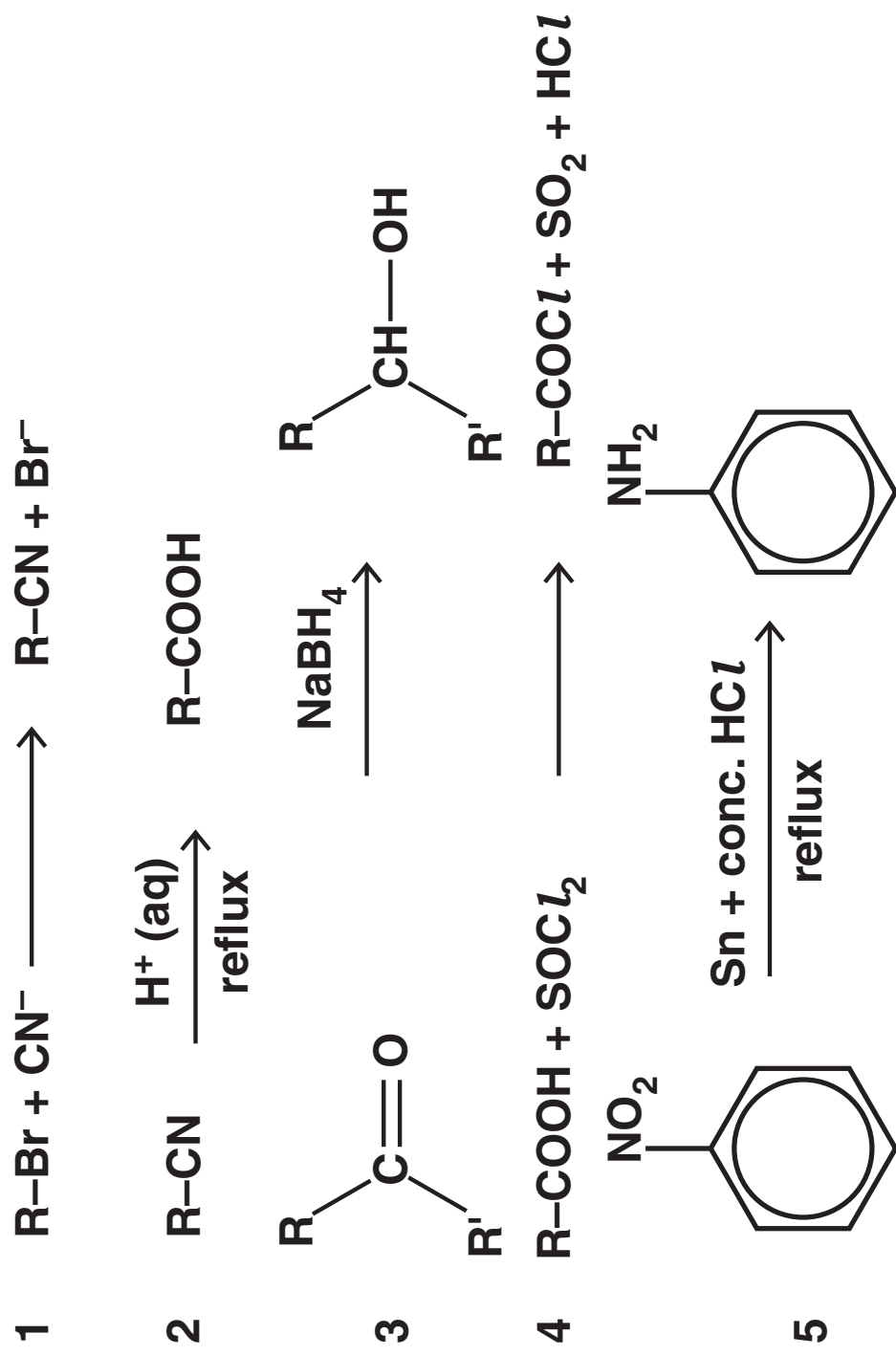
BOND	LOCATION	WAVENUMBER/cm ⁻¹
C–H	Alkenes Alkenes, arenes	2850–2950 3000–3100
C–C	Alkanes	750–1100
C=C	Alkenes	1620–1680
aromatic C=C	Arenes	Several peaks in range 1450–1650 (variable)
C=O	Aldehydes Ketones Carboxylic acids Esters Amides Acyl chlorides and acid anhydrides	1720–1740 1705–1725 1700–1725 1735–1750 1630–1700 1750–1820
C–O	Alcohols, ethers, esters and carboxylic acids	1000–1300
C≡N	Nitriles	2220–2260
C–X	Fluoroalkanes Chloroalkanes Bromoalkanes	1000–1350 600–800 500–600
O–H	Alcohols, phenols Carboxylic acids	3200–3600 (broad) 2500–3300 (broad)
N–H	Primary amines Amides	3300–3500 ca. 3500

MONOMERS OF DNA AND RNA

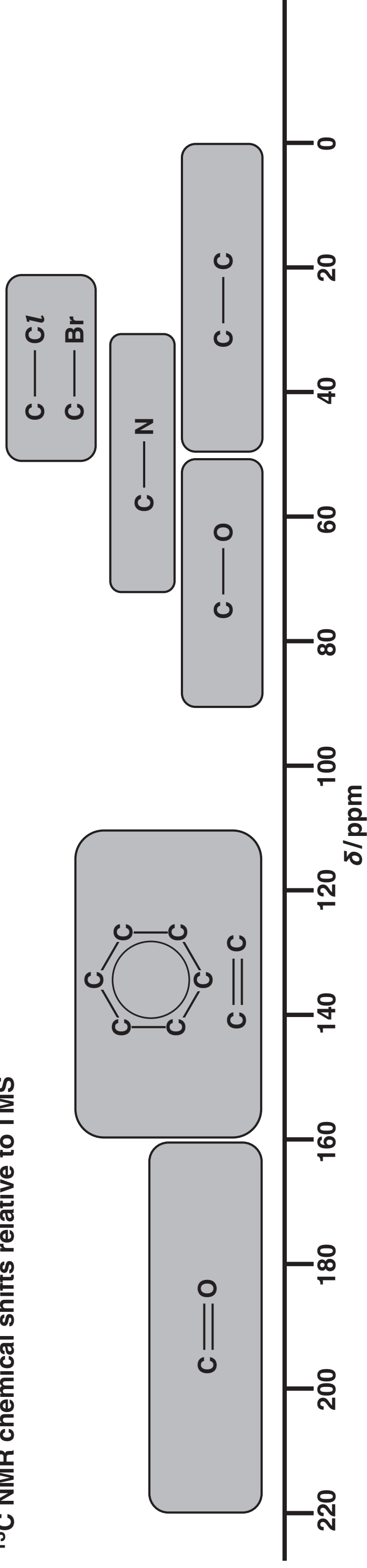


(thymine has a CH₃ at position *)

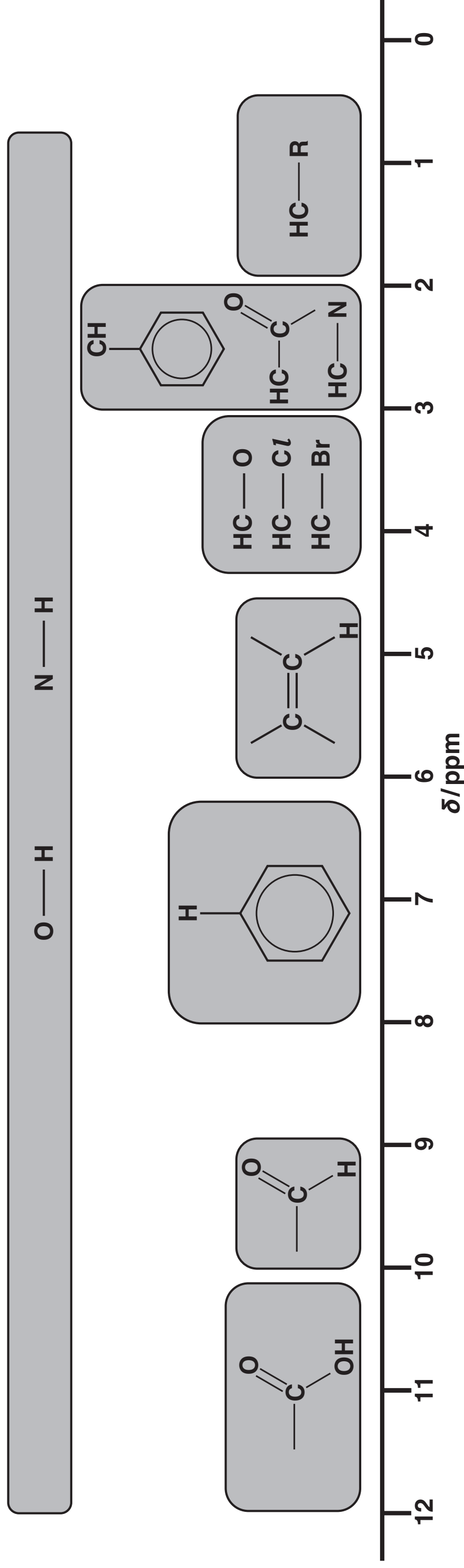
SOME USEFUL ORGANIC REACTIONS



¹³C NMR chemical shifts relative to TMS



¹H NMR chemical shifts relative to TMS



Chemical shifts are variable and can vary depending on the solvent, concentration and substituents. As a result, shifts may be outside the ranges indicated above.

OH and NH chemical shifts are very variable and are often broad. Signals are not usually seen as split peaks.

Note that CH bonded to 'shifting groups' on either side, e.g. O—CH₂—C=O, may be shifted more than indicated above.

The Periodic Table of the Elements

(1)

(2)

(3)

(4)

(5)

(6)

(7)

(0)

Key atomic number Symbol name relative atomic mass																																			
1		2																18																	
1	H hydrogen 1.0																	2	He helium 4.0																
3	Li lithium 6.9	4	Be beryllium 9.0															10	Ne neon 20.2																
11	Na sodium 23.0	12	Mg magnesium 24.3															18	Ar argon 39.9																
19	K potassium 39.1	20	Ca calcium 40.1	21	Sc scandium 45.0	22	Ti titanium 47.9	23	V vanadium 50.9	24	Cr chromium 52.0	25	Mn manganese 54.9	26	Fe iron 55.8	27	Co cobalt 58.9	28	Ni nickel 58.7	29	Cu copper 63.5	30	Zn zinc 65.4	31	Ga gallium 69.7	32	Ge germanium 72.6	33	As arsenic 74.9	34	Se selenium 79.0	35	Br bromine 79.9	36	Kr krypton 83.8
37	Rb rubidium 85.5	38	Sr strontium 87.6	39	Y yttrium 88.9	40	Zr zirconium 91.2	41	Nb niobium 92.9	42	Mo molybdenum 95.9	43	Tc technetium	44	Ru ruthenium 101.1	45	Rh rhodium 102.9	46	Pd palladium 106.4	47	Ag silver 107.9	48	Cd cadmium 112.4	49	In indium 114.8	50	Sn tin 118.7	51	Sb antimony 121.8	52	Te tellurium 127.6	53	I iodine 126.9	54	Xe xenon 131.3
55	Cs caesium 132.9	56	Ba barium 137.3	57–71 lanthanoids		72	Hf hafnium 178.5	73	Ta tantalum 180.9	74	W tungsten 183.8	75	Re rhenium 186.2	76	Os osmium 190.2	77	Ir iridium 192.2	78	Pt platinum 195.1	79	Au gold 197.0	80	Hg mercury 200.6	81	Tl thallium 204.4	82	Pb lead 207.2	83	Bi bismuth 209.0	84	Po polonium	85	At astatine	86	Rn radon
87	Fr francium	88	Ra radium	89–103 actinoids		104	Rf rutherfordium	105	Db dubnium	106	Sg seaborgium	107	Bh bohrium	108	Hs hassium	109	Mt meitnerium	110	Ds darmstadtium	111	Rg roentgenium	112	Cn copernicium			114	Fl flerovium			116	Lv livermorium				

57	La lanthanum 138.9	58	Ce cerium 140.1	59	Pr praseodymium 140.9	60	Nd neodymium 144.2	61	Pm promethium 144.9	62	Sm samarium 150.4	63	Eu europium 152.0	64	Gd gadolinium 157.2	65	Tb terbium 158.9	66	Dy dysprosium 162.5	67	Ho holmium 164.9	68	Er erbium 167.3	69	Tm thulium 168.9	70	Yb ytterbium 173.0	71	Lu lutetium 175.0
89	Ac actinium	90	Th thorium 232.0	91	Pa protactinium	92	U uranium 238.1	93	Np neptunium	94	Pu plutonium	95	Am americium	96	Cm curium	97	Bk berkelium	98	Cf californium	99	Es einsteinium	100	Fm fermium	101	Md mendelevium	102	No nobelium	103	Lr lawrencium

